

ADITYA BIRLA



MONEY

ADITYA BIRLA MONEY MART LIMITED

DIRECTORS' REPORT

Dear Shareholders,

We are pleased to present the 19th Annual Report, together with the Audited Standalone Accounts of your Company for the financial year ended March 31, 2016.

1. Financial Performance Summary

(Rs. in Crore)


	Year ended 31.03.2016	Year ended 31.03.2015
Income from Operations	58.02	83.43
Other Income	1.36	2.45
Total Income	59.38	85.88
Profit/ (Loss) before Interest, Depreciation and Taxation	(4.38)	13.29
Less : Interest	(1.63)	0.19
Profit/ (Loss) before Depreciation and Taxation	(6.01)	13.10
Less : Depreciation	(0.80)	1.21
Profit/(Loss) before Taxation	(6.81)	11.89
Less : Provision for tax including deferred tax	-	1.13
Profit/(Loss) after Tax	(6.81)	10.76
Profit/Loss brought forward from previous year	(131.46)	(141.53)
Balance carried to Balance Sheet	(138.27)	(131.46)

2. Business Performance

Your Company has achieved gross revenue of Rs. 59.38 Crores during the year under review as against the gross revenue of Rs. 85.88 Crores during the previous year, a reduction of 30.86%. The net loss for the year is Rs. 6.81 Crores against net profit of Rs. 10.76 Crores during the previous year.

Investments in Mutual Fund through direct plan continued to impact the Company's financial performance during the year.

As a result, during FY 1516, the average mutual fund Assets under Advice (AUA) was Rs. 8577 Crores compared to Rs. 8675 Crores during the previous year, a decrease of 1.12%. The market share of the Company's average AUA stood at 0.69% during the financial year.



Aditya Birla Money Mart Limited
One Indiabulls Centre, Tower 1, 14th Floor,
Jupiter Mill Compound, 841, Senapati Bapat Marg,
Elphinstone Road, Mumbai 400013.

ADITYA BIRLA

FINANCIAL SERVICES

Telephone +91 22 43568300
Fax +91 22 43568310
Website www.adityabirlamoney.com
Corporate website www.abfsg.com
E-mail abmm.wealthcare@adityabirla.com

Aditya Birla Money

3. Reserves

During the year, no amount is proposed to be transferred to Reserves.

4. Dividend

In view of the accumulated losses, your Directors do not recommend any dividend for the year under review.

5. Share Capital

The Authorised Share Capital of the Company is Rs.125 Crores. The Paid up Capital, Issued and Subscribed Capital of the Company is Rs. 120 Crores, comprising of 2,00,00,000 equity shares of Rs.10 each and 10,00,00,000 preference shares of Rs. 10 each, as on March 31, 2016.


6. Management Discussion and Analysis

Economy & Markets

In FY16, the economic indicators as compared to FY15 with primary indicators like GDP, CAD and others being better compared to the previous year. GDP is expected to grow at 7.7% for FY16 compared to 7.10% in FY15 and makes us one of the fastest growing economies in the world according to IMF. Among the secondary indicators, inflation as measured under CPI has fallen to 4.91% and has been lower than the RBI target of 6% by Jan'16. The fall has been mainly due to lower MSP increases and fall in crude prices to multi year lows of USD 30 levels. Despite a lower than expected monsoon and uneven rains during the year, food inflation remained low as global agri commodities prices fell. Index of Industrial Production growth has been on par with previous year as manufacturing has been weak due to a global economic slowdown and capacity utilization still having scope to improve. The one major indicator which has been weak has been trade data as exports have shrunk drastically.

There was an outflow of USD 2.51bn from FIIs in FY16 against the inflows of USD 45.44bn seen in FY15 as markets were volatile in FY16 due to various global factors. FY16 saw outflows from both debt and equity markets as equities saw outflows of USD 2.01bn while debt saw outflows of USD 0.51bn. FII flows are expected to improve in FY17 as government reforms boost growth and since macro indicators are much better compared to other emerging markets.

The global macroeconomic landscape is currently rough and uncertain characterized by weak global growth. The situation has been exacerbated by; (i) declining prices of a number of commodities, with reduction in crude oil prices being the most visible, (ii) turbulent financial markets (more so equity markets), and (iii) volatile exchange rates. These conditions reflect risk averse behavior of global investors, thus putting many, and in particular, commodity exporting economies under considerable stress.



Aditya Birla Money

In light of this, 2015-16 was a year of adjustment and expectation management. Expectations of world GDP growth from many quarters have been below 3%. During the last year, we stumbled from one mini economic crisis to another in the form either the Greek debt crisis or the Chinese devaluation and then the commodity crash. Although, we have seen a patchy recovery in the equity and commodity market of January-February this year, this can be attributed to the NIRP (Negative Interest Rate Policy) regime implemented by BoJ and the ECB, aided by the reduced expectation of rate hike by Fed. The faith in such a recovery seems limited at this point and that is getting manifested in continued downturn in most commodity prices.

The narrative in Emerging Markets (EM) is also similar with rise in corporate debt post 2008. Growth expectations of EM countries have also been downgraded to around 4.5% level down from an average of 6.5% in the previous decade. Most of the EM countries are net exporter of commodities and that has left them vulnerable in this low commodity price scenario. The EM corporate bond spreads are still low however we have seen some rise in spreads in China. Most of the central banks in EM region including China have pumped liquidity in the system through its recent policy moves and this has helped the markets. However this has left EM vulnerable to another global economic crisis. Since EM is a vast encompassing term there are of course some exceptions including India.


Economy

The latest weather forecast points towards the likelihood of normal monsoon in FY17 after two consecutive years of below than normal rains. MSP increases for FY17 are expected to be in the range of 2-4% which should keep agri commodities prices from spiraling up. Risks however remains that bad monsoons may lead to CPI rising. RBI has cut policy rates by 150bps since Jan'15 and is expected to cut another 25bps by end of 2016 if the inflation remains favorable.

The key contributors in FY17 will be the reforms taken by the government to boost growth by bringing in bills like GST, Land Acquisition etc. The economy needs a major push in terms of spends on infrastructure and focus on manufacturing and increasing its share in the GDP.

Macroeconomic indicators like the core sector growth, Index of Industrial Production, Capital spends etc., which had slumped in the last two years have started improving in FY16 and with more scope to improve in FY17 as well. This process along with more proactive governmental support will help the economy hit 8% growth in the next few years.

CPI Inflation is indicating a sustainable moderation in core inflation, RBI has already moved into a soft money policy mode which is expected to continue for the next few years. Lower inflation expectations and lower interest rates would definitely add strength to the recovery process and help kick start the investment cycle as well.



Aditya Birla Money

7. Public Deposits

During the year under review, the Company has not accepted or renewed any deposit from the public as covered under Section 73 of the Act read with the Companies (Acceptance of Deposits) Rules, 2014.

8. Corporate Governance

Your Directors reaffirm their commitment to the corporate governance standards to the extent they are applicable to the Company.

9. Subsidiary

Your Company's wholly owned subsidiary, Aditya Birla Money Insurance Advisory Services Limited (ABMIAS), is engaged as a Corporate Agent in the distribution of life insurance product through Birla Sun Life Insurance Company Limited and for Health Insurance product through Cigna TTK Health Insurance Company Limited. During the year under review the subsidiary Company also started with Real Estate Advisory Services.

During the year, ABMIAS posted total revenue of Rs. 2.29 Crores as against Rs.2.56 Crores last year. The Company has incurred net loss of Rs. 2.28 Crore as against a loss of Rs. 5.98 Crore in the previous year.

10. Significant and Material Orders passed by the Regulators or Courts


During the year, no significant and material orders were passed by the regulators or courts or tribunals impacting the going concern status of the company.

11. Adequacy of Internal Financial Controls

The Company has in place adequate internal control systems commensurate with the size of its operations. The internal control systems, comprising of policies and procedures, are designed to ensure orderly and efficient conduct of its business, including adherence to Company's policies, safeguarding its assets, prevention and detection of frauds and errors, the accuracy and completeness of the accounting records and the timely preparation of reliable financial information.

12. Particulars of Loans, Guarantees or Investments

Details of Loans, Guarantees and Investments covered under the provisions of Section 186 of the Companies Act, 2013 are given in the notes to the Financial Statements.



Aditya Birla Money

13. Risk Management Policy

The Company has a robust Risk Management Policy in place which includes identifying the elements of risk in the opinion of the Board that may threaten the existence of the company.

14. Corporate Social Responsibility

In terms of the provisions Section 135 of the Act read with Companies (Corporate Social Responsibility Policy) Rules, 2014, the Board of Directors of the Company has constituted a Corporate Social Responsibility ("CSR") Committee which comprises of Mr. Ajay Srinivasan, Mr. Vijay Agarwal and Mr. B.N. Puranmalka as its members.

The required disclosure as per Rule 9 of Companies (Corporate Social Responsibility Policy) Rules 2014 forms part of the Director's report at Annexure.

15. Related Party Transactions

All Related Party Transactions ('RPT') that were entered into by the Company during the financial year were on an arm's length basis and in the ordinary course of business.

The Board has formulated a Related Party Transactions Policy for the purpose of identification and monitoring of such transactions. The Board has approved the criteria to be adopted at the time of granting omnibus approvals for the Related Party Transactions of the Company.

The transactions entered into pursuant to the omnibus approval so granted are audited and a statement giving details of all Related Party Transactions are placed before the Audit Committee for its approval on a quarterly basis.

Details of Related Party Transaction for the year 2015-16 are mentioned in note no. 29 of notes to financial statement for FY 2015-16 and the material transaction is stated in Form AOC - 2 enclosed as Annexure.

16. Cost Audit

The provisions of Cost audit as prescribed under Section 148 of the Companies Act, 2013 are not applicable to the Company.

17. Conservation of Energy, Technology Absorption and Foreign Exchange Earnings and Outgo

The information relating to the Conservation of Energy and Technology Absorption required under Section 134(3)(m) of the Companies Act, 2013 read with Rule 8 of Companies (Accounts) Rules, 2014 are not applicable to the Company due to the very nature of the industry in which it operates.



During the year under review, foreign exchange earnings (previous year Nil) and foreign exchange outgo were (\$.399.99 i.e.Rs.25,650/-).

18. Directors

Changes in Board constitution –

As on March 31, 2016, your Board of Directors comprises of 5 Directors including 2 Independent Directors.

Subject to the approval of the shareholders, the Board has on recommendation of the Nomination and Remuneration Committee appointed Mr. Rakesh Singh as an Additional Director of the Company with effect from May 04, 2016. In accordance with Section 161 of the Companies Act, 2013, Mr. Rakesh Singh holds office upto the date of the ensuing Annual General Meeting of the Company and is eligible to be appointed as the Director of the Company.

The Company has received a notice from M/s. Aditya Birla Financial Services Limited, shareholder along with the requisite deposit signifying his candidature for appointment as the Director at the ensuing Annual General Meeting. The resolution seeking Mr. Rakesh Singh's appointment has been included in the Notice of the Annual General Meeting together with his brief details.

In accordance with the provisions of Section 152 of the Companies Act, 2013, Mr. Ajay Srinivasan, Director retires by rotation at the ensuing Annual General Meeting (AGM) and being eligible, has offered himself for re-appointment. Resolution seeking his re-appointment as Director has been included in the notice of the ensuing Annual General Meeting. Your Board recommends his re-appointment.


The Company has received requisite disclosures and undertakings from all the Directors in compliance with the provisions of the Companies Act, 2013 and other applicable statutes.

Board Meetings

The Board of Directors of the Company met 6 (six) times during the year i.e. on April 23, 2015, May 08, 2015, July 24, 2015, October 26, 2015, January 20, 2016 and March 18, 2016.

Composition of the Audit Committee

In compliance of Section 177 of the Companies Act, 2013 the Company has Audit committee consisting of 3 Directors as on March 31, 2016. All the members of the Audit Committee are financially literate having accounting and related financial management expertise. The Audit Committee performs the functions and role in accordance with the provisions of the Companies Act, 2013 and the Audit Committee Charter.



The Audit Committee consists of the following three Non - Executive Directors, two thirds of whom are Independent Directors:

- | | | |
|-------------------------|---|----------|
| 1. Mr. Vijay Agarwal | — | Chairman |
| 2. Mr. B. N. Puranmalka | — | Member |
| 3. Mr. Vijay Kothari | — | Member |

During the year under review, the Board of Directors of the Company has accepted all the recommendations as put forth by the Audit Committee. The Audit Committee met 4 times during the year under review.

Nomination and Remuneration Committee

In compliance of the provisions of Section 178 of the Companies Act, 2013 the Board has constituted the Nomination and Remuneration Committee which comprises of Mr. Ajay Srinivasan, Mr. Vijay Kothari and Mr. Vijay Agarwal as its Members.

Declaration of Independence

The Company has received necessary declaration from the Independent Director under Section 149(7) of the Companies Act, 2013 that the Independent Director meets the criteria of Independence laid down in Section 149(6) of the Act.

Formal Annual Evaluation of the Board


A formal evaluation mechanism has been adopted for evaluating the performance of the Board, Committees thereof, individual directors and the Chairman of the Board. The evaluation is based on criteria which include, among others, providing strategic perspective, chairmanship of Board and Committees, attendance and preparedness for the meetings, contribution at meetings, effective decision making ability, role of the Committees.

On the basis of the performance evaluation undertaken, the Board is of the view that the contribution of the Independent Director to the Board is remarkable and therefore the term of appointment of the Independent Director shall continue.

Key Managerial Personnel

Under Provisions of Section 203 of the Companies Act, 2013 read with Rule 8 of the Companies (Meetings of Board and its Power) Rules, 2014, the company has appointed the following as the Key Managerial Personal:

- | | | |
|-------------------------|---|--------------------------|
| a. Mr. Viral Sanghvi | - | Manager; |
| b. Mr. Pradeep Sharma | - | Chief Financial Officer; |
| c. Mr. Raviraj Sontakke | - | Company Secretary |



Policy on Remuneration to Directors, Key Managerial Personnel and Other Employees

The Nomination and Remuneration Committee has recommended to the Board a policy which was subsequently revised on remuneration for the Directors, Key Managerial Personnel and other employees. The key highlights of the policy are reproduced herein below:

Objectives of the Executive Remuneration Program:

Our executive compensation program is designed to attract, retain, and reward talented executives who will contribute to our long-term success and thereby build value for our shareholders.

Our executive compensation program is intended to:

- 1. Provide for monetary and non-monetary remuneration elements to our executives on a holistic basis*
- 2. Emphasise "Pay for Performance" by aligning incentives with business strategies to reward executives who achieve or exceed Group, business and individual goals.*

Appointment Criteria and Qualifications

The Committee while making appointments to the Board assess the approximate mix of diversity, skills, experience and expertise. The Committee shall consider the benefits of diversity in identifying and recommending persons to Board membership and shall ensure no member is discriminated on the grounds of religion, race, Origin, sexual orientation or any other physical or personal attribute.

Business and Talent Competitors


We benchmark our executive pay practices and levels against peer companies in similar industries, geographies and of similar size.

Executive Pay-mix

Our executive pay-mix aims to strike the appropriate balance between key components:

- (i) Fixed Cash compensation (Basic Salary + Allowances)*
- (ii) Annual Incentive Plan*
- (iii) Long-Term Incentives*
- (iv) Perks and Benefits*

Performance Goal Setting



We aim to ensure that for both annual incentive plans and long term incentive plans, the target performance goals shall be achievable and realistic.

Performance Measurement & Executive Benefits

Our executives are eligible to participate in our broad-based retirement, health and welfare, and other employee benefit plans. In addition to these broad-based plans, they are eligible for other benefits plans commensurate with their roles. These benefits are designed to encourage long-term careers with the Group.

19. Internal Audit Framework


The Company has in place a robust internal audit framework to monitor the efficacy of internal controls with the objective of providing to the Audit Committee and the Board of Directors, an independent, objective and reasonable assurance on the adequacy and effectiveness of the organization's risk management, control and governance processes.

The framework is commensurate with the nature of the business and the size of its operations. Internal auditing, of the Company, involves the utilization of a systematic methodology for analyzing business processes or organizational problems and recommending solutions to add value and improve the organization's operations. The audit approach verifies compliance with the regulatory, operational and system related procedures and controls.

As per the provisions of Section 138 of the Companies Act, 2013, the Board of Directors appointed M/s. Suresh Surana & Co. LLP as the Internal Auditors of the Company for the financial year 2015-16. The audit scope and plans are approved by the Board every year.

Internal Audit Process followed by the Company is as follows:

- Establish and communicate the scope and objectives for the audit to appropriate management.
- Develop an understanding of the business area under review. This involves review of documents and interviews.
- Identify control procedures used to ensure each key transaction type is properly controlled and monitored.
- Develop and execute a risk-based sampling and testing approach to determine whether the key controls are operating as intended.
- Key audit findings and recommendations made by the auditors are reported to the Audit Committee of the Company.
- Monitor the implementation of audit recommendations and ensure periodic reporting to the Board of Directors of the Company.
- The audit findings are used as a key input in the risk management process and all the key risks of the Company are mapped to the audit processes to ensure a risk-based audit approach.
- The internal audit activity is monitored on an ongoing basis.



Aditya Birla Money

20. Particulars of Employees

The statement containing particulars of employees as required under Section 197(12) of the Companies Act, 2013 read with Rule 5(2) of the Companies (Appointment and Remuneration of Managerial Personnel) Rules, 2014 is set out in the Annexure to this report. In terms of Section 136 of the Act, the Report and Accounts are being sent to the Members and others entitled thereto, including the information on employees' particulars which is available for inspection by the Members at the Registered Office of the Company during business hours on working days of the Company up to the date of the ensuing Annual General Meeting. If any Member is interested in obtaining a copy thereof, such Member may write to the Company Secretary in this regard.

21. Vigil Mechanism / Whistle Blower Policy

The Company has implemented a whistle blower policy / vigil mechanism for Directors / Employees and every employee has the right to report to the Value Standards Committee (VSC) genuine concerns or grievances about unprofessional conduct, malpractices, wrongful conduct, fraud, violation of the Company's policies & values, violation of law without any fear of reprisal. The Company Secretary of the Company acts as the Secretary to the Values Standard Committee. On a quarterly basis, an update on the issues reported under this policy is placed to the Board of Directors, for its review and perusal.

22. Policy for Prevention of Sexual Harassment at Workplace

The Company has implemented an Anti-Sexual Harassment Policy in line with the requirements of the Sexual Harassment of Woman at the Workplace (Prevention, Prohibition & Redressal) Act, 2013. An Internal Complaints Committee (ICC) presided by a senior level woman employee has been set up to redress complaints received on sexual harassment. All employees (permanent, contractual, temporary, trainees) are covered under this policy.

The following is the status of the complaints received:

No. of complaints received	:	None
No. of complaints disposed off	:	Not Applicable

23. Extract of Annual Return

The details forming part of the extract of the Annual Return in form MGT 9 is annexed herewith as Annexure.

24. Directors' Responsibility Statement

Pursuant to Section 134(5) of the Companies Act, 2013 ("the Act"), your Directors confirm that, to the best of their knowledge and belief that:



- a) in the preparation of the annual accounts, the applicable standards have been followed along with proper explanation relating to material departures, if any;
- b) appropriate accounting policies have been selected and applied consistently and such judgments and estimates that are reasonable and prudent so as to give a true and fair view of the state of affairs of the Company as at March 31, 2016 and of the profit of the Company for the year ended on that date;
- c) proper and sufficient care has been taken for the maintenance of adequate accounting records in accordance with the provisions of the Act for safeguarding the assets of the Company and for preventing and detecting fraud and other irregularities;
- d) the attached Statement of Accounts for the period ended March 31, 2016 have been prepared on a "going concern basis";
- e) proper internal financial controls were in place and that the financial controls were adequate and were operating efficiently.
- f) proper systems are in place to ensure compliance of all laws applicable to the Company; and
- g) all related party transactions are disclosed in notes to accounts at number. 29 in terms of Accounting Standard 18.

25. Auditors and Auditors' Report


M/s. S.R. Batliboi & Co. LLP, Chartered Accountants, Mumbai, (Registration No. 301003E), were appointed as the Statutory Auditors of the Company in the previous Annual General Meeting for a term of Five years from the conclusion of 18th Annual General Meeting till the conclusion of 23rd Annual General Meeting subject to ratification by the members at every Annual General Meeting. The Financial year 2016-17 is the 2nd year of the term of 5 years tenure of the auditor's appointment. A certificate from them has been received to the effect that their ratification of appointment as Statutory Auditors of the Company, if made, would be within the limits prescribed under Section 139 of the Companies Act, 2013. The Auditors have subjected themselves for the peer review process of the Institute of Chartered Accountants of India (ICAI) and they hold a valid certificate issued by the "Peer Review Board" of ICAI.

Further, it is proposed to ratify the appointment M/s S.R. Batliboi & Co. LLP, Chartered Accountants, Mumbai, (Registration No. 301003E) as the Statutory Auditors of the Company for the Financial year 2016 – 17.

The observations, if any, made by the Auditors of the Company in their report read with relevant notes to the Accounts are self-explanatory and therefore do not call for any further comments.

26. Secretarial Audit Report

The Secretarial Audit Report as provided by M/s BNP & Associates, Practising Company Secretaries who were appointed as the Secretarial Auditors by the Board is annexed to this report as Annexure.



Aditya Birla Money

There are no qualifications, reservations or adverse remark or any disclaimer that has been made by the Secretarial Auditor.


27. Managerial Remuneration

The details of the managerial remuneration are set out in the Extract of Annual Report – MGT -9 in clause no. VI to the Annexure.

28. Appreciation

Your Directors wish to place their sincere appreciation for the valuable advice, guidance and support provided by the regulators and statutory authorities from time to time. Your Directors express their gratitude to the clients, bankers and all business associates for their continuous support and patronage to the Company. Your Directors take this opportunity to recognize and place on record their deep sense of appreciation for the exemplary commitment and contribution made by employees at all levels. Your involvement as Shareholders is greatly valued. Your Directors look forward to your continuing support.

For and on behalf of the Board of Directors



Ajay Srinivasan
Director
Din: 00121181



B. N. Puranmalka
Director
Din: 00007432

Date : May 04, 2016

Place : Mumbai



ANNEXURE TO DIRECTOR'S REPORT

Form AOC-1

(Pursuant to first proviso to sub-section (3) of Section 129 read with Rule 5 of Companies (Accounts) Rules, 2014)

Statement containing salient features of the financial statement of subsidiaries/associate companies/joint ventures

Part "A": Subsidiaries

(Information in respect of each subsidiary to be presented with amounts in Rupees)

Sr. No.	Particulars	As on March 31, 2016
1.	No. of Subsidiaries	One
2.	Name of the Subsidiary	Aditya Birla Money Insurance Advisory Services Limited
3.	Reporting period for the Subsidiary	April 2015 – March 2016
4.	Reporting currency and Exchange rate as on the last date of the relevant Financial year in the case of foreign subsidiaries	Not Applicable
5.	Share Capital (In Rs.)	4,90,000 Equity shares of Rs.10/- each aggregating to Rs. 49,00,000 (Rupees Forty Nine Lakhs only)
6.	Reserves & Surplus (In Rs.)	(4,46,43,276)
7.	Total Liabilities (In Rs.)	7,04,38,529
8.	Investments (In Rs.)	--
9.	Turnover (In Rs.)	2,27,36,566
10.	Profit Before Taxation (In Rs.)	(2,27,96,716)
11.	Provision for Taxation (In Rs.)	--
12.	Profit after Taxation (In Rs.)	(2,27,96,716)
13.	Proposed Dividend (In Rs.)	--
14.	% of Shareholding	100%

Further, the Company does not have any other subsidiaries:

1. which are yet to commence operations
2. which have been liquidated or sold during the year

Part B – Associates and Joint Ventures, a statement pursuant to Section 129(3) of the Companies Act, 2013 related to Associate Companies and Joint Ventures is **Not Applicable** since the Company does not have any Associate Companies or Joint Ventures.


For and on behalf of the Board of Directors



Mr. Ajay Srinivasan
Din: 00121181
Director



Mr. B N Puranmalka
Din: 00007432
Director



Mr. Pradeep Sharma
Chief Financial Officer



Mr. Raviraj Sontakke
Company Secretary



ANNEXURE TO DIRECTOR'S REPORT

Form No. AOC-2

(Pursuant to clause (h) of sub-section (3) of Section 134 of the Act and Rule 8(2) of the Companies (Accounts) Rules, 2014)

Form for disclosure of particulars of contracts/arrangements entered into by the company with related parties referred to in sub-section (1) of Section 188 of the Companies Act, 2013 including certain arm's length transactions under third proviso thereto

1. Details of contracts or arrangements or transactions not at arm's length basis – NIL


2. Details of material contracts or arrangement or transactions at arm's length basis

Name(s) of the related party and nature of relationship	Nature of contract s/arrangements/transactions;	Duration of the contracts / arrangement s/transaction s;	Salient terms of the contracts or arrangements or transactions including the value, if any;	Date(s) of approval by the Board, if any; and	Amount paid as advances, if any.
Aditya Birla Money Limited, Fellow Subsidiary	Availing and rendering of services	On-going transaction	In the course of such activities, the Company also avail various services from ABML in relation to the following for which the actual costs incurred are recovered: i) Data confirmation and information dissemination including customer awareness about the products and services. ii) All support services in relation to client acquisition and post servicing assistance in Planning, Reporting, People & Relationship management and Compliance management. The transaction value for the financial year 2015-16 with ABML was Rs.14.70 Crores.	Though the transaction is on arm's length basis, the Company had sought the approval of the Board of Directors on May 08, 2015 with the prior approval of the Audit Committee dated May 08, 2015.	Nil


For and on behalf of the Board of Directors

Date : May 04, 2016


Place : Mumbai



Mr. Ajay Srinivasan
Din: 00121181
Director



Mr. B N Puranmalka
Din: 00007432
Director



ANNEXURE TO DIRECTOR'S REPORT

Form No.MGT-9

EXTRACT OF ANNUAL RETURNS ON THE FINANCIAL YEAR ENDED ON MARCH 31, 2016

[Pursuant to Section 92(3) of the Companies Act, 2013 and Rule 12(1) of the Companies (Management and Administration) Rules, 2014]

I. REGISTRATION AND OTHER DETAILS:

i.	CIN	U61190GJ1997PLC062406
ii.	Registration Date	13/06/1997
iii.	Name of the Company	Aditya Birla Money Mart Limited
iv.	Category/Sub-Category of the Company	Public Limited Company
v.	Address of the Registered office and contact details	Indian Rayon Compound, Veraval- 362266, Gujarat Contact: Ph: +91 - 22 - 4356 8300 E-mail: abmm.wealthcare@adityabirla.com
vi.	Whether listed company	No
vii.	Name, Address and Contact details of Registrar and Transfer Agent, if any	Link Intime India Pvt Limited C-13, Pannalal Silk Mills Compound, L.B.S Marg, Bhandup (West), Mumbai 400078


II. PRINCIPAL BUSINESS ACTIVITIES OF THE COMPANY

All the business activities contributing 10% or more of the total turnover of the company shall be stated:-

Sr. No.	Name and Description of main products/ services	NIC Code of the Product/Service	% to total Turnover of the Company
1.	Distribution of Mutual funds	6499 - Other financial service activities, except insurance and pension fundingActivities	51.47%
2.	Distribution of Alternate Products	6499 - Other financial service activities, except insurance and pension funding Activities	22.07%
3.	Sub brokerage and commission from Equity and Commodity Broking	66120 - Securities and Commodity contracts brokerage	10.10%

III. PARTICULARS OF HOLDING, SUBSIDIARY AND ASSOCIATE COMPANIES

Sl. No.	Name and Address of the Company	CIN/GLN	Holding / Subsidiary/ Associate	% if Shares held	Applicable Section
1.	Aditya Birla Financial Services Ltd Indian Rayon	U67120GJ2007PLC058890	Holding	100%	2(87)(ii)




	Compound, Veraval, Gujarat – 362 266				
2.	Aditya Birla Money Insurance Advisory Services Ltd. Indian Rayon Compound, Veraval, Gujarat – 362 266	U66030GJ2001PLC062240	Subsidiary	100%	2(87)(ii)

IV.SHAREHOLDING PATTERN (Equity Share Capital Breakup as percentage of Total Equity)


i. Category-wise Share Holding

Sl. No.	Category of Shareholders	No. of Shares held at the beginning of the year(As on 01-04-2015)				No. of Shares held at the end of the year(As on 31-03-2016)				% Change during the year
		Demat	Physical	Total	% of Total Shares	Demat	Physical	Total	% of Total Shares	
A.	Promoter									
1.	Indian									
a)	Individual/ HUF	-	-	-	-	-	-	-	-	-
b)	Central Govt.	-	-	-	-	-	-	-	-	-
c)	State Govt.(s)	-	-	-	-	-	-	-	-	-
d)	Bodies Corporate	2,00,00,000	-	2,00,00,000	100	2,00,00,000	-	2,00,00,000	100	-
e)	Banks / FI	-	-	-	-	-	-	-	-	-
f)	Any Other	-	-	-	-	-	-	-	-	-
	Sub-total(A)(1):-	2,00,00,000	-	2,00,00,000	100	2,00,00,000	-	2,00,00,000	100	-
2.	Foreign									
a)	NRIs-Individuals	-	-	-	-	-	-	-	-	-
b)	Other-Individuals	-	-	-	-	-	-	-	-	-
c)	Bodies Corporate	-	-	-	-	-	-	-	-	-
d)	Banks / FI	-	-	-	-	-	-	-	-	-
e)	Any Other	-	-	-	-	-	-	-	-	-
	Sub-total (A)(2):-	-	-	-	-	-	-	-	-	-
	Total Shareholding of Promoter(A)=(A)(1)+(A)(2)	2,00,00,000	-	2,00,00,000	100	2,00,00,000	-	2,00,00,000	100	-
B.	Public Shareholding									



Aditya Birla Money

Sl. No.	Category of Shareholders	No. of Shares held at the beginning of the year(As on 01-04-2015)				No. of Shares held at the end of the year(As on 31-03-2016)				% Change during the year
		Demat	Physical	Total	% of Total Shares	Demat	Physical	Total	% of Total Shares	
1.	Institutions									
a)	Mutual Funds	-	-	-	-	-	-	-	-	-
b)	Banks / FI	-	-	-	-	-	-	-	-	-
c)	Central Govt.	-	-	-	-	-	-	-	-	-
d)	State Govt(s)	-	-	-	-	-	-	-	-	-
e)	Venture Capital Funds	-	-	-	-	-	-	-	-	-
f)	Insurance Companies	-	-	-	-	-	-	-	-	-
g)	FIs	-	-	-	-	-	-	-	-	-
h)	Foreign Venture Capital Funds	-	-	-	-	-	-	-	-	-
i)	Others	-	-	-	-	-	-	-	-	-
	Sub-total (B)(1)	-	-	-	-	-	-	-	-	-
2.	Non-Institutions									
a)	Bodies Corporate									
(i)	Indian	-	-	-	-	-	-	-	-	-
(ii)	Overseas	-	-	-	-	-	-	-	-	-
b)	Individuals									
(i)	Individual shareholders holding nominal share capital upto Rs.1 lakh	-	-	-	-	-	-	-	-	-
(ii)	Individual shareholders holding nominal share capital in excess of Rs.1 lakh	-	-	-	-	-	-	-	-	-
c)	Others									
(i)	Clearing Members	-	-	-	-	-	-	-	-	-
(ii)	HUF	-	-	-	-	-	-	-	-	-
(iii)	NRI	-	-	-	-	-	-	-	-	-
(iv)	Trusts	-	-	-	-	-	-	-	-	-




Sl. No.	Category of Shareholders	No. of Shares held at the beginning of the year(As on 01-04-2015)				No. of Shares held at the end of the year(As on 31-03-2016)				% Change during the year
		Demat	Physical	Total	% of Total Shares	Demat	Physical	Total	% of Total Shares	
	Sub-total (B)(2)	-	-	-	-	-	-	-	-	-
	Total Public Shareholding (B)=(B)(1)+(B)(2)	-	-	-	-	-	-	-	-	-
C.	Shares held by Custodian for GDRs & ADRs	-	-	-	-	-	-	-	-	-
	Grand Total (A+B+C)	2,00,00,000	-	2,00,00,000	100	2,00,00,000	-	2,00,00,000	100	-

ii. Shareholding of Promoters

Sr. No	Shareholder's Name	Shareholding at the beginning of the year(As on 01-04-2014)			Shareholding at the end of the year(As on 31-03-2015)			% change in shareholding during the year
		No. of Shares	% of total Shares of the company	% of Shares Pledged / encumbered to total shares	No. of Shares	% of total Shares of the Company	% of Shares Pledged / encumbered to total shares	
1.	Aditya Birla Financial Services Limited	20000000	100%	N.A.	20000000	100%	N.A.	Nil
	Total	20000000	100%	N.A.	20000000	100%	N.A.	Nil

iii. Change in Promoters' Shareholding

	Shareholding at the beginning of the year (As on 01-04-2015)		Cumulative Shareholding during the year (As on 31-03-2016)	
	No. of Shares	% of total shares of the Company	No. of shares	% of total shares of the Company
At the beginning of the year	20000000	100%	20000000	100%
Date wise Increase / Decrease in Promoters Shareholding during the year specifying the reasons for increase/decrease(e.g.allotment/transfer/bonus/sweat equity etc.)	There is no change in the total shareholding of promoters between 01-04-2015 and 31-03-2016			
At the End of the year	20000000	100%	20000000	100%




Aditya Birla Money

iv. Shareholding Pattern of top ten Shareholders (other than Directors, Promoters and Holders of GDRs and ADRs):

Sl. No	NA	Shareholding at the beginning of the year		Cumulative Shareholding during the year	
		No. of Shares	% of total Shares of the Company	No. of Shares	% of total Shares of the Company
1	At the beginning of the year	-	-	-	-
2	Date wise Increase / Decrease in Shareholding during the year specifying the reasons for increase/decrease (e.g. allotment/transfer/bonus/sweat equity etc.)	-	-	-	-
3	At the end of the year (or on the date of separation, if separated during the year)	-	-	-	-

v. Shareholding of Directors and Key Managerial Personnel:

Sl. No.	Name	Shareholding at the beginning of the year		Date	Increase/Decrease in shareholding	Reason	Cumulative Shareholding during the year (01-04-15 to 31-03-16)	
		No. of shares at the beginning (01-04-15) / End of the year (31-03-16)	% of total shares of the company				No. of Shares	% of total shares of the company
A.	DIRECTORS:							
1.	Mr. Ajay Srinivasan	- / -	-	01-04-15 31-03-16	- -	NA	- -	- -
2.	Mr. Sushil Agarwal	- / -	-	01-04-15 24-02-16	- -	NA	- -	- -
3.	Mr. B N Puranmalka	- / -	-	01-04-15 31-03-16	- -	NA	- -	- -
4.	Mr. Vijay G Agarwal	- / -	-	01-04-15 31-03-16	- -	NA	- -	- -




5.	Mr. Vijay C Kothari	-	-	01-04-15 31-03-16	-	NA	-	-
6.	Mrs. Preeti Gupta	-	-	01-04-15 31-03-16	-	NA	-	-
B.	KEY MANAGERIAL PERSONNEL							
1.	Mr. Pradeep Sharma (Appointed as CFO with effect from 23.04.2015)	-	-	23-04-15 31-03-16	-	NA	-	-
2.	Mr. Raviraj Sontakke (Appointed as CS with effect from 23.04.2015)	-	-	23-04-15 31-03-16	-	NA	-	-
3.	Mr. Viral Sanghvi (Appointed as Manager with effect from 24.07.2015)	-	-	24-07-15 31-03-16	-	NA	-	-

V. INDEBTEDNESS

Indebtedness of the Company including interest outstanding/accrued but not due for payment:

	Secured Loans excluding deposits	Unsecured Loans	Deposits	Total Indebtedness
Indebtedness at the beginning of the financial year				
i. Principal Amount	-	42,43,00,000	-	42,43,00,000
ii. Interest due but not paid	-	-	-	-
iii. Interest accrued but not due	-	-	-	-
Total (i+ii+iii)	-	42,43,00,000	-	42,43,00,000
Change in Indebtedness during the financial year				
- Addition	50,00,00,000	45,93,00,000	-	95,93,00,000
- Reduction	-	84,86,00,000	-	84,86,00,000
Net Change	50,00,00,000	3,50,00,000	-	53,50,00,000
Indebtedness at the end of the financial year				
i. Principal Amount	50,00,00,000	3,50,00,000	-	53,50,00,000
ii. Interest due but not paid	-	-	-	-
iii. Interest accrued but not due	-	27,753	-	27,753
Total (i+ii+iii)	50,00,00,000	3,50,27,753	-	53,50,27,753




VI. REMUNERATION OF DIRECTORS AND KEY MANAGERIAL PERSONNEL

A. Remuneration to Managing Director, Whole-time Directors and/or Manager:

Sl. No.	Particulars of Remuneration	Mr. Viral Sanghvi, Manager (Appointed as on 24.07.2015)	Total Amount
1.	Gross salary a) Salary as per provisions contained in section 17(1) of the Income tax Act, 1961 b) Value of perquisites u/s 17(2) Income tax Act, 1961 c) Profits in lieu of salary under section 17(3) Incometax Act, 1961	16,02,605 - - -	16,02,605 - - -
2.	Stock Option	-	-
3.	Sweat Equity	-	-
4.	Commission	-	-
5.	Others	4,56,214	4,56,214
6.	Total(A)	20,58,819	20,58,819
	Ceiling as per the Act	30,00,000	30,00,000

B. Remuneration to other directors:

Sl. No.	Particulars of Remuneration			Total Amount
1.	<u>Independent Directors</u>	Mr. Vijay Agarwal	Mr. Vijay Kothari	
	- Fee for attending board and committee meetings	3,70,000	2,00,000	5,70,000
	- Commission	-	-	-
	- Others	-	-	-
	Total(1)	3,70,000	2,00,000	5,70,000
2.	<u>Other Non-Executive Directors</u>			
	- Fee for attending board committee meetings	-	-	-
	- Commission	-	-	-
	- Others	-	-	-
	Total(2)	-	-	-
	Total(B)=(1+2)	3,70,000	2,00,000	5,70,000



C. Remuneration to Key Managerial Personnel other than MD/Manager/WTD

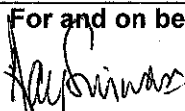
Sl. no.	Particulars of Remuneration	Key Managerial Personnel			
		CEO	Mr. Pradeep Sharma, Chief Financial Officer*	Mr. Raviraj Sontakke, Company Secretary	Total
1.	Gross salary	NOT APPLICABLE	(in Rs.)	(in Rs.)	(in Rs.)
	- Salary as per provisions contained in section 17(1) of the Income-tax Act, 1961		65,00,822	4,66,590	69,67,412
	- Value of perquisites u/s 17(2) Income-tax Act, 1961		:	:	:
	- Profits in lieu of salary under section 17(3) Income-tax Act, 1961		:	:	:
2.	Stock Option		-	-	-
3.	Sweat Equity		-	-	-
4.	Commission	-	-	-	
5.	Others				
6.	Total		65,00,822	4,66,590	69,67,412


VII. PENALTIES / PUNISHMENT / COMPOUNDING OF OFFENCES:


Type	Section of the companies Act	Brief description	Details of Penalty/ Punishment/Compounding fees imposed	Authority [RD /NCLT/Court]	Appeal made. If any (give details)
A. Company					
Penalty					
Punishment					
Compounding					
B. Directors					
Penalty			NIL		
Punishment					
Compounding					
C. Other Officers In Default					
Penalty					
Punishment					
Compounding					

For and on behalf of the Board of Directors

Date : May 04, 2016
Place : Mumbai


Mr. Ajay Srinivasan
Din: 00121181
Director


Mr. B N Puranmalka
Din: 00007432
Director



ANNEXURE TO DIRECTOR'S REPORT

Particulars of Employees as per section 197 of the Companies Act, 2013 read with the companies (Appointment and Remuneration of Managerial Personnel) Rules, 2014 and forming part of the Director's Report for the financial year ended 31st March, 2016

List of employees of the Company employed throughout the financial year 2015-16 and were paid remuneration not less than 60 lakh rupees per annum:

Name	Designation	Remuneration (Rs)	Nature of Employment	Qualification and Experience	Date of Commencement	Age in years	Last Employment	% of Equity shares held by an Employee	Whether such Employee is a relative of any director or manger
Pradeep Sharma	Chief Finance Officer	65,00,822	Permanent	CA, CS having 20 years experience	22-Apr-15	44	UltraTech Cement Ltd	NA	No

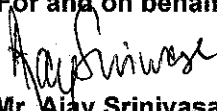
List of employees of the Company for the part of the year and were paid remuneration during the financial year 2014-15 which in aggregate was not less than 5 lakh rupees per month:


Name	Designation	Remuneration (Rs)	Nature of Employment	Qualification and Experience	Date of Commencement	Age in years	Last Employment	% of Equity shares held by an Employee	Whether such Employee is a relative of any director or manger
NIL									

Notes:


1. Remuneration includes salary, bonus, incentive, allowances, medical benefits, Company's contribution to Provident Fund and Superannuation Fund, wherever applicable, leave encashment, leave travel assistance, and monetary value of taxable perquisites wherever applicable.
2. All appointments are non - contractual, terminable on appropriate notice on the either side. Other terms and conditions are as per the policies of the Company.
3. None of the employees mentioned above hold more than 2% of the equity shares of the Company, along with their spouse and dependent children.
4. None of the employees are related to any Director of the Company.

For and on behalf of the Board of Directors


Mr. Ajay Srinivasan
Din: 00121181
Director


Mr. B N Purammalka
Din: 00007432
Director

Date : May 04, 2016
Place : Mumbai



Form No. MR-3

SECRETARIAL AUDIT REPORT

For the financial year ended 31st March, 2016

[Pursuant to section 204(1) of the Companies Act, 2013 and Rule No.9 of the Companies (Appointment and Remuneration of Managerial Personnel) Rules, 2014]

To
The Members
Aditya Birla Money Mart Limited
Indian Rayon Compound,
Veraval – 362266.
Gujarat.

We have conducted the Secretarial Audit of the compliance of applicable statutory provisions and the adherence to corporate practices by **Aditya Birla Money Mart Limited** (hereinafter called 'the Company') for the audit period covering the financial year ended on 31st March, 2016 ('the audit period'). Secretarial Audit was conducted in a manner that provided us a reasonable basis for evaluating the corporate conducts / statutory compliances and expressing our opinion thereon.

Based on our verification of the Company's books, papers, minute books, forms and returns filed and other records maintained by the Company and also the information provided by the Company, its officers, agents and authorized representatives during the conduct of Secretarial Audit, and subject to our separate letter attached as Annexure I; we hereby report that in our opinion, the Company has, during the audit period generally complied with the statutory provisions listed hereunder and also that the Company has proper Board-processes and compliance-mechanism in place to the extent, in the manner and subject to the reporting made hereinafter.

We have examined the books, papers, minute books, forms and returns filed and other records maintained by the Company for the financial year ended on 31st March, 2016 according to the provisions of:

- (i) The Companies Act, 2013 ('the Act') and the Rules made thereunder;
- (ii) The Depositories Act, 1996 and the Regulations and Bye-Laws framed thereunder;
- (iii) The Securities and Exchange Board of India (Registrars to an Issue and Share Transfer Agents) Regulations, 1993 regarding the Companies Act and dealing with client;

We have also examined compliance with the applicable clauses of the Secretarial Standards issued by The Institute of Company Secretaries of India related to meetings and minutes

During the period under review, the Company has generally complied with the provisions of the Act, Rules, Regulations, Guidelines etc. mentioned above.



Page 1 of 4

During the period under review, provisions of the following Act / Regulations were not applicable to the Company:

- (i) The Securities Contracts (Regulation) Act, 1956 ('SCRA') and the rules made thereunder;
- (ii) Foreign Exchange Management Act, 1999 and the Rules and Regulations made thereunder to the extent of Foreign Direct Investment, Overseas Direct Investment and External Commercial Borrowings;
- (iii) The following Regulations and Guidelines prescribed under the Securities and Exchange Board of India Act, 1992 ('SEBI Act'):-
 - a. The Securities and Exchange Board of India (Substantial Acquisition of Shares and Takeovers) Regulations, 2011;
 - b. The Securities and Exchange Board of India (Prohibition of Insider Trading) Regulations, 2015;
 - c. The Securities and Exchange Board of India (Issue of Capital and Disclosure Requirements) Regulations, 2009;
 - d. The Securities and Exchange Board of India (Listing Obligations and Disclosure Requirements) Regulations, 2015;
 - e. The Securities and Exchange Board of India (Share Based Employee Benefits) Regulations, 2014;
 - f. The Securities and Exchange Board of India (Issue and Listing of Debt Securities) Regulations, 2008;
 - g. The Securities and Exchange Board of India (Delisting of Equity Shares) Regulations, 2009;
 - h. The Securities and Exchange Board of India (Buyback of Securities) Regulations, 1998
- (iv) Listing Agreement (since not applicable being an unlisted company).

We further report that -

The Board of Directors of the Company is duly constituted with proper balance of Executive Directors, Non-Executive Directors and Independent Directors. The changes in the composition of the Board of Directors that took place during the period under review were carried out in compliance with the provisions of the Act.

Proper notice is given to all Directors to schedule the Board meetings in compliance with the provisions of Section 173(3) of the Companies Act, 2013, agenda and detailed notes on agenda were generally sent at least seven days in advance, and a system exists for seeking and obtaining further information and clarifications on the agenda items before the meeting and for meaningful participation at the meeting.

Decisions at the meetings of the Board of Directors of the Company were carried through on the basis of majority. There were no dissenting views by any member of the Board of Directors during the period under review.



JSP

Page 2 of 4

We further report that –

There are adequate systems and processes in the Company commensurate with the size and operations of the Company to monitor and ensure compliance with applicable laws, rules, regulations and guidelines.

We further report that during the audit period, the Company has issued 50,00,000 – 0.1% Compulsory Convertible Debentures (CCDs) of the face value of Rs.100/- each for cash at par aggregating Rs.50Crores on Preferential basis.

Place: Mumbai
Date: 4th MAY, 2010



For BNP & Associates
Company Secretaries
[Firm Regn. No. P2014MH037400]

Jatin S. Popat
Partner

FCS 4047 / CP No.6880

Annexure I to the Secretarial Audit Report for the financial year ended 31st March, 2016

To,
The Members,
Aditya Birla Money Mart Limited

Our secretarial audit report of even date is to be read along with this letter.

1. Maintenance of Secretarial records and compliance of the provisions of corporate and other applicable laws, rules, regulations, standards are the responsibility of the management of the Company. Our responsibility is to express an opinion on these secretarial records and compliance based on our audit.
2. We have followed the audit practices and processes as were appropriate to obtain reasonable assurance about the correctness of the contents of the Secretarial Records. The verification was done on the test basis to ensure that correct facts are reflected in secretarial records. We believe that the processes and practices, we followed provide a reasonable basis for our opinion.
3. We have not verified the correctness and appropriateness of financial records and Books of Accounts of the Company.
4. Wherever required, we have obtained the management representation about the compliance of laws, rules and regulations and happening of events etc.

For BNP & Associates
Company Secretaries

[Firm Regn. No. P2014MH037400]



Jatin S. Popat

Jatin S. Popat
Partner

FCS 4047 / CP No.6880

Place: Mumbai

Date: 4th MAY, 2016

INDEPENDENT AUDITOR'S REPORT

To the Members of Aditya Birla Money Mart Limited

Report on the Financial Statements

We have audited the accompanying financial statements of Aditya Birla Money Mart Limited ("the Company"), which comprise the Balance Sheet as at March 31, 2016, the Statement of Profit and Loss and Cash Flow Statement for the year then ended, and a summary of significant accounting policies and other explanatory information.

Management's Responsibility for the Financial Statements

The Company's Board of Directors is responsible for the matters stated in Section 134(5) of the Companies Act, 2013 ("the Act") with respect to the preparation of these financial statements that give a true and fair view of the financial position, financial performance and cash flows of the Company in accordance with accounting principles generally accepted in India, including the Accounting Standards specified under section 133 of the Act, read with Rule 7 of the Companies (Accounts) Rules, 2014. This responsibility also includes maintenance of adequate accounting records in accordance with the provisions of the Act for safeguarding of the assets of the Company and for preventing and detecting frauds and other irregularities; selection and application of appropriate accounting policies; making judgments and estimates that are reasonable and prudent; and the design, implementation and maintenance of adequate internal financial control that were operating effectively for ensuring the accuracy and completeness of the accounting records, relevant to the preparation and presentation of the financial statements that give a true and fair view and are free from material misstatement, whether due to fraud or error.

Auditor's Responsibility

Our responsibility is to express an opinion on these financial statements based on our audit. We have taken into account the provisions of the Act, the accounting and auditing standards and matters which are required to be included in the audit report under the provisions of the Act and the Rules made thereunder. We conducted our audit in accordance with the Standards on Auditing, issued by the Institute of Chartered Accountants of India, as specified under Section 143(10) of the Act. Those Standards require that we comply with ethical requirements and plan and perform the audit to obtain reasonable assurance about whether the financial statements are free from material misstatement.

An audit involves performing procedures to obtain audit evidence about the amounts and disclosures in the financial statements. The procedures selected depend on the auditor's judgment, including the assessment of the risks of material misstatement of the financial statements, whether due to fraud or error. In making those risk assessments, the auditor considers internal financial control relevant to the Company's preparation of the financial statements that give a true and fair view in order to design audit procedures that are appropriate in the circumstances. An audit also includes evaluating the appropriateness of accounting policies used and the reasonableness of the accounting estimates made by the Company's Directors, as well as evaluating the overall presentation of the financial statements. We believe that the audit evidence we have obtained is sufficient and appropriate to provide a basis for our audit opinion on the financial statements.

Opinion

In our opinion and to the best of our information and according to the explanations given to us, the financial statements give the information required by the Act in the manner so required and give a true and fair view in conformity with the accounting principles generally accepted in India of the state of affairs of the Company as at March 31, 2016, its loss, and its cash flows for the year ended on that date.

Emphasis of Matter


Without qualifying our opinion, we draw attention to Note 33 to the results. As at March 31, 2016, the Company has accumulated losses of Rs. 1,414,149,628 against equity of Rs. 200,000,000. These conditions indicate the existence of a material uncertainty that may cast significant doubt about the Company's ability to continue as a going concern, which is dependent on establishing profitable operations and obtaining continuing financial support from its shareholders. These mitigating factors have been more fully discussed in Note 33 to the accompanying financial statements, in view of which the financial statements have been prepared under the going concern assumption, and consequently, no adjustments have been made to the carrying values or classification of balance sheet accounts.



Report on Other Legal and Regulatory Requirements

1. As required by the Companies (Auditor's report) Order, 2016 ("the Order") issued by the Central Government of India in terms of sub-section (11) of section 143 of the Act, we give in the Annexure A statement on the matters specified in paragraphs 3 and 4 of the Order.
2. As required by section 143 (3) of the Act, we report that:
 - (a) We have sought and obtained all the information and explanations which to the best of our knowledge and belief were necessary for the purpose of our audit;
 - (b) In our opinion proper books of account as required by law have been kept by the Company so far as it appears from our examination of those books;
 - (c) The Balance Sheet, Statement of Profit and Loss, and Cash Flow Statement dealt with by this Report are in agreement with the books of account;
 - (d) In our opinion, the aforesaid financial statements comply with the Accounting Standards specified under section 133 of the Act, read with Rule 7 of the Companies (Accounts) Rules, 2014;
 - (e) On the basis of written representations received from the directors as on March 31, 2016, and taken on record by the Board of Directors, none of the directors is disqualified as on March 31, 2016, from being appointed as a director in terms of section 164 (2) of the Act;
 - (f) With respect to the adequacy of the internal financial controls over financial reporting of the Company and the operating effectiveness of such controls, refer to our separate Report in "Annexure B" to this report;
 - (g) With respect to the other matters to be included in the Auditor's Report in accordance with Rule 11 of the Companies (Audit and Auditors) Rules, 2014, in our opinion and to the best of our information and according to the explanations given to us:
 - i. The Company has disclosed the impact of pending litigations on its financial position in its financial statements - Refer Note 35 to the financial statements;
 - ii. The Company did not have any long-term contracts including derivative contracts for which there were any material foreseeable losses.
 - iii. There were no amounts which were required to be transferred to the Investor Education and Protection Fund by the Company.

For S.R. Batliboi & CO. LLP
Chartered Accountants
ICAI Firm Registration Number: 301003E/E300005



per Shrawan Jalan
Partner
Membership Number: 102102
Place of Signature: Mumbai
Date: 4th May 2016



Annexure A referred to in paragraph 1 under the heading "Report on other legal and regulatory requirements" of our report of even date

Re: Aditya Birla Money Mart Limited ("the Company")

- (i) (a) The Company has maintained proper records showing full particulars, including quantitative details and situation of fixed assets.
- (b) Fixed assets have been physically verified by the management during the year and no material discrepancies were identified on such verification.
- (c) According to the information and explanations given by the management, there are no immovable properties, included in property, plant and equipment/ fixed assets of the company and accordingly, the requirements under paragraph 3(i)(c) of the Order are not applicable to the Company.
- (ii) The Company's business does not involve inventories and, accordingly, the requirements under paragraph 3(ii) of the Order are not applicable to the Company.
- (iii) According to the information and explanations given to us, the Company has not granted any loans, secured or unsecured to companies, firms, Limited Liability Partnerships or other parties covered in the register maintained under section 189 of the Companies Act, 2013. Accordingly, the provisions of clause 3(iii)(a), (b) and (c) of the Order are not applicable to the Company and hence not commented upon.
- (iv) In our opinion and according to the information and explanations given to us, provisions of section 185 and 186 of the Companies Act 2013 in respect of loans to directors including entities in which they are interested and in respect of loans and advances given, investments made and, guarantees, and securities given have been complied with by the company.
- (v) The Company has not accepted any deposits from the public.
- (vi) To the best of our knowledge and as explained, the Company is not in the business of sale of any goods. Therefore, in our opinion, the provisions of clause 3(vi) of the Order are not applicable to the Company.
- (vii)(a) Undisputed statutory dues including provident fund, employees' state insurance, income-tax, sales-tax, service tax, duty of custom, duty of excise, value added tax, cess and other material statutory dues have generally been regularly deposited with the appropriate authorities though there has been a slight delay in a few cases.
- (vii)(b) According to the information and explanations given to us, undisputed amounts payable in respect of provident fund, employees' state insurance, income-tax, wealth-tax, service tax, sales-tax, duty of custom, duty of excise, value added tax, cess and other material statutory dues were outstanding, at the year end, for a period of more than six months from the date they became payable, are as follows:

Name of the Statute	Nature of the Dues	Amount (Rs.)	Period to which the amount relates	Due Date	Date of Payment	Remarks, if any
The West Bengal State Tax on Professionals, Trades, Callings and Employment Act, 1979	Professional tax	2,280	August 2015	30-9-15		Not paid due to pending allotment of registration certificate from government
The Tamilnadu Panchayats Act, 1994	Professional tax	4,323	April 2015 to September 2015	30-9-15	-	-



S.R. BATLIBOI & Co. LLP

Chartered Accountants

- (vii)(C) According to the information and explanations given to us, there are no dues of income tax, sales-tax, wealth tax, service tax, customs duty, excise duty, value added tax and cess which have not been deposited on account of any dispute.

Name of the Statute	Nature of Dues	Amount (Rs.)	Period to which the amount relates	Forum where dispute is pending
Income Tax Act, 1961	Income Tax demands raised against the Company	21,393,767	A.Y. 2000-01	Income Tax Appellate Tribunal (ITAT)
		2,391,552	A.Y. 2001-02	Income Tax Appellate Tribunal (ITAT)
		5,397,705	A.Y. 2002-03	Income Tax Appellate Tribunal (ITAT)
		1,491,094	A.Y. 2003-04	Income Tax Appellate Tribunal (ITAT)
		920,397	A.Y. 2004-05	Income Tax Appellate Tribunal (ITAT)
		639,329	A.Y. 2005-06	Income Tax Appellate Tribunal (ITAT)
		478,520	A.Y. 2007-08	Income Tax Appellate Tribunal (ITAT)
		25,65,673	A.Y. 2008-09	Income Tax Appellate Tribunal (ITAT)
Finance Act	Service Tax demands raised on the Company	2,341,846	F.Y. 2002-2003	Commissioner of Central Excise (Appeals)

- (viii) In our opinion and according to the information and explanations given by the management, the Company has not defaulted in repayment of dues to a financial institution, bank or debenture holders or government.
- (ix) According to the information and explanations given by the management, the Company has not raised any money way of initial public offer / further public offer / debt instruments) and term loans hence, reporting under clause (ix) is not applicable to the Company and hence not commented upon.
- (x) Based upon the audit procedures performed for the purpose of reporting the true and fair view of the financial statements and according to the information and explanations given by the management, we report that no fraud by the company or no fraud / material fraud on the company by the officers and employees of the Company has been noticed or reported during the year.
- (xi) According to the information and explanations given by the management, the managerial remuneration has been paid / provided in accordance with the requisite approvals mandated by the provisions of section 197 read with Schedule V to the Companies Act, 2013.
- (xii) In our opinion, the Company is not a nidhi company. Therefore, the provisions of clause 3(xii) of the order are not applicable to the Company and hence not commented upon



S.R. BATLIBOI & Co. LLP

Chartered Accountants

(xiii) According to the information and explanations given by the management, transactions with the related parties are in compliance with section 177 and 188 of Companies Act, 2013 where applicable and the details have been disclosed in the notes to the financial statements, as required by the applicable accounting standards.

(xiv) According to the information and explanations given by the management, the Company has not made any preferential allotment or private placement of shares or partly convertible debentures during the year under review and hence not commented upon,

Further in respect of fully convertible debentures issued during the year, the Company has complied with provisions of section 42 of the Companies Act, 2013. According to the information and explanations given by the management, we report that the amounts raised, have been used for the purposes for which the funds were raised.

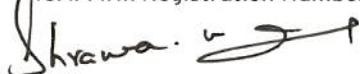
(xv) According to the information and explanations given by the management, the Company has not entered into any non-cash transactions with directors or persons connected with him

(xvi) According to the information and explanations given to us, the provisions of section 45-IA of the Reserve Bank of India Act, 1934 are not applicable to the Company.

For S.R. Batliboi & CO. LLP

Chartered Accountants

ICAI Firm Registration Number: 301003E/E300005



per Shrawan Jalan

Partner

Membership Number: 102102

Place of Signature: Mumbai

Date: 4th May 2016



ANNEXURE B TO THE INDEPENDENT AUDITOR'S REPORT OF EVEN DATE ON THE STANDALONE FINANCIAL STATEMENTS OF ADITYA BIRLA MONEY MART LIMITED

Report on the Internal Financial Controls under Clause (i) of Sub-section 3 of Section 143 of the Companies Act, 2013 ("the Act")

To the Members of Aditya Birla Money Mart Limited

We have audited the internal financial controls over financial reporting of Aditya Birla Money Mart Limited ("the Company") as of March 31, 2016 in conjunction with our audit of the financial statements of the Company for the year ended on that date.

Management's Responsibility for Internal Financial Controls

The Company's Management is responsible for establishing and maintaining internal financial controls based on the internal control over financial reporting criteria established by the Company considering the essential components of internal control stated in the Guidance Note on Audit of Internal Financial Controls Over Financial Reporting issued by the Institute of Chartered Accountants of India. These responsibilities include the design, implementation and maintenance of adequate internal financial controls that were operating effectively for ensuring the orderly and efficient conduct of its business, including adherence to the Company's policies, the safeguarding of its assets, the prevention and detection of frauds and errors, the accuracy and completeness of the accounting records, and the timely preparation of reliable financial information, as required under the Companies Act, 2013.

Auditor's Responsibility

Our responsibility is to express an opinion on the Company's internal financial controls over financial reporting based on our audit. We conducted our audit in accordance with the Guidance Note on Audit of Internal Financial Controls Over Financial Reporting (the "Guidance Note") and the Standards on Auditing as specified under section 143(10) of the Companies Act, 2013, to the extent applicable to an audit of internal financial controls, both applicable to an audit of Internal Financial Controls and, both issued by the Institute of Chartered Accountants of India. Those Standards and the Guidance Note require that we comply with ethical requirements and plan and perform the audit to obtain reasonable assurance about whether adequate internal financial controls over financial reporting was established and maintained and if such controls operated effectively in all material respects.

Our audit involves performing procedures to obtain audit evidence about the adequacy of the internal financial controls system over financial reporting and their operating effectiveness. Our audit of internal financial controls over financial reporting included obtaining an understanding of internal financial controls over financial reporting, assessing the risk that a material weakness exists, and testing and evaluating the design and operating effectiveness of internal control based on the assessed risk. The procedures selected depend on the auditor's judgement, including the assessment of the risks of material misstatement of the financial statements, whether due to fraud or error.

We believe that the audit evidence we have obtained is sufficient and appropriate to provide a basis for our audit opinion on the internal financial controls system over financial reporting.

Meaning of Internal Financial Controls Over Financial Reporting

A company's internal financial control over financial reporting is a process designed to provide reasonable assurance regarding the reliability of financial reporting and the preparation of financial statements for external purposes in accordance with generally accepted accounting principles. A company's internal financial control over financial reporting includes those policies and procedures that (1) pertain to the maintenance of records that, in reasonable detail, accurately and fairly reflect the transactions and dispositions of the assets of the company; (2) provide reasonable assurance that transactions are recorded as necessary to permit preparation of financial statements in accordance with generally accepted accounting principles, and that receipts and expenditures of the company are being made only in accordance with authorisations of management and directors of the company; and (3) provide reasonable assurance regarding prevention or timely detection of unauthorised acquisition, use, or disposition of the company's assets that could have a material effect on the financial statements.



S.R. BATLIBOI & CO. LLP

Chartered Accountants


Inherent Limitations of Internal Financial Controls Over Financial Reporting

Because of the inherent limitations of internal financial controls over financial reporting, including the possibility of collusion or improper management override of controls, material misstatements due to error or fraud may occur and not be detected. Also, projections of any evaluation of the internal financial controls over financial reporting to future periods are subject to the risk that the internal financial control over financial reporting may become inadequate because of changes in conditions, or that the degree of compliance with the policies or procedures may deteriorate.

Opinion

In our opinion, the Company has, in all material respects, an adequate internal financial controls system over financial reporting and such internal financial controls over financial reporting were operating effectively as at March 31, 2016, based on the internal control over financial reporting criteria established by the Company considering the essential components of internal control stated in the Guidance Note on Audit of Internal Financial Controls Over Financial Reporting issued by the Institute of Chartered Accountants of India.

For S.R. Batliboi & CO. LLP
Chartered Accountants
ICAI Firm Registration Number: 301003E/E300005



per Shrawan Jalan
Partner
Membership Number: 102102
Place of Signature: Mumbai
Date: 4th May 2016



ADITYA BIRLA MONEY MART LIMITED

BALANCE SHEET AS AT 31ST MARCH 2016

Particulars	Notes	As at 31st March, 2016 Rs.	As at 31st March, 2015 Rs.
EQUITY AND LIABILITIES			
Shareholders' funds			
Share Capital	3	12000,00,000	12000,00,000
Reserves and Surplus	4	(13827,40,328)	(13146,27,679)
		(1827,40,328)	(1146,27,679)
Non Current Liabilities			
Long Term Borrowings	5	5000,00,000	-
Other Long-term liabilities	6	84,58,045	108,35,790
		5084,58,045	108,35,790
Current liabilities			
Short Term Borrowings	7	350,00,000	-
Trade Payables	8	932,57,228	1127,46,503
Other Current Liabilities	9	91,04,720	4332,19,506
Short-Term Provisions	10	137,62,731	163,47,304
		1511,24,679	5623,13,313
TOTAL		4768,42,396	4585,21,424
ASSETS			
Fixed Assets			
Tangible assets	11	104,06,588	111,73,780
Intangible assets	12	43,93,748	53,62,469
Intangible assets under development		7,64,731	9,05,859
		154,75,067	174,42,108
Non-Current Investments	13	2478,25,000	49,00,000
Long-Term Loans and Advances	14	138,21,548	1998,95,998
		2616,46,548	2047,95,998
Current Assets			
Current Investments	15	-	378,16,172
Trade receivables	16	607,12,421	523,89,198
Cash and Bank Balance	17	328,87,164	342,50,340
Short-term loans and advances	18	1061,21,196	740,27,151
Other Current Assets	19	-	377,00,457
		1997,20,781	2362,83,318
TOTAL		4768,42,396	4585,21,424
Summary of Significant Accounting Policies	21		
The accompanying Notes are an integral part of the Financial Statements			

As per our report of even date

For S R BATLIBOI & CO. LLP
ICAI Firm registration No: 301003E/E300005
Chartered Accountants

Shrawan Jalan

per Shrawan Jalan
Partner
Membership No: 302102



Place : Mumbai
Date : 04.05.2016

For and on behalf of the Board of Directors of Aditya Birla Money Mart Limited

B. N. Purnanaka

B. N. Purnanaka
Director
DIN : 00007452

Ajay Srinivasan

Ajay Srinivasan
Director
DIN : 00121181

Rajni Somanke

Rajni Somanke
Company Secretary



Pradeep Sharma

Pradeep Sharma
Chief Finance Officer

ADITYA BIRLA MONEY MART LIMITED

STATEMENT OF PROFIT AND LOSS FOR THE YEAR ENDED 31ST MARCH 2016

Particulars	Notes	31st March, 2016 Rs.	31st March, 2015 Rs.
Revenue from Operations	20	5802,48,352	8314,19,912
Other Income	21	135,88,881	245,93,951
Total Revenue		5938,37,233	8560,13,863
Expenses			
Employee benefits expenses	22	4016,20,227	4437,17,246
Finance Cost	23	162,58,626	19,58,939
Depreciation and amortisation expenses	9 & 10	79,70,594	120,57,339
Other expenses	24	2361,00,435	2793,48,639
Total Expenses		6619,49,882	7370,82,163
Profit / (Loss) before tax		(681,12,649)	1189,31,700
Tax expenses			
Current Tax		-	113,03,143
Deferred Tax		-	-
(Excess) / Short provision relating to earlier years		-	-
Profit/ (Loss) after tax		(681,12,649)	1076,28,557

Earning per Equity Share

Basic Earnings per Share - Rs.	}	25	(3.41)	5.38
Diluted Earnings per Share - Rs. (Face Value of Rs 10/- each)		25	(3.41)	5.38

Summary of Significant Accounting Policies

The accompanying notes are an integral part of the financial statements

As per our report of even date

For S R BATLIBOI & CO. LLP

ICAI Firm registration No: 301003E/E300005

Chartered Accountants

Shrawan

per Shrawan Jalan

Partner

Membership No: 102102



Place : Mumbai

Date: 04.05.2016

For and on behalf of the Board of Directors of Aditya Birla
Money Mart Limited

B N Puranmalka
B N Puranmalka
Director
DIN : 00007432

Raviraj Sontakke
Raviraj Sontakke
Company Secretary

Ajay Srinivasan
Ajay Srinivasan
Director
DIN : 00121181

Pradeep Sharma
Pradeep Sharma
Chief Finance Officer



ADITYA BIRLA MONEY MART LIMITED
CASH FLOW STATEMENT FOR THE YEAR ENDED 31ST MARCH 2016

	As at 31st March, 2016	As at 31st March, 2015
	Rs.	Rs.
A CASH FLOW FROM OPERATING ACTIVITIES		
Net Profit / (Loss) before Tax		
Non Cash Adjustments to reconcile Profit/(Loss) before tax to Net Cash Flows :	(681,12,649)	1189,31,700
Depreciation / Amortisation		
Loss/(Profit) on Sale of Assets	79,70,594	120,57,339
Loss/(Profit) on Sale of Current Investments	(59,531)	(1,17,575)
Interest Income	(21,74,585)	
Interest on Unsecured Loan	(113,52,565)	(209,40,808)
Bad Debts / Advances written off	162,58,626	19,58,939
Provision for Bad Debts / Advances	-	11,79,171
Excess provision written back - Others	43,20,274	88,79,205
Operating Profit before Working Capital Changes	(531,49,836)	1200,59,858
Movements in Working Capital		
Increase / (Decrease) in Trade Payables		
Increase / (Decrease) in Other Current Liabilities	(194,89,275)	264,63,072
Increase / (Decrease) in Short Term Provisions	1,85,214	(192,85,227)
Increase / (Decrease) in Other Long term Liabilities	(25,84,573)	(173,00,671)
Decrease / (Increase) in Trade Receivables	(23,77,745)	16,69,385
Decrease / (Increase) in Long Term Loans & Advances	(126,43,497)	(148,12,328)
Decrease / (Increase) in Short Term Loans & Advances	1860,74,450	(644,53,157)
Decrease / (Increase) in Other Current Assets	(320,94,045)	329,71,149
Cash Generated from / (used in) Operations	377,00,457	(71,04,897)
Short Provision for taxes relating to earlier years / MAT Provision		
Net Cash Flow from / (used in) Operations	1016,21,150	582,07,184
	(A)	(113,03,143)
B CASH FLOW FROM INVESTING ACTIVITIES		
Purchase of Fixed Assets - Tangible	(49,55,362)	(45,56,968)
Purchase of Fixed Assets - Intangible	(12,03,285)	(62,53,453)
Proceeds from Sale of Fixed Assets	73,496	6,48,081
(Increase) / Decrease in Capital Work in Progress	1,41,128	40,92,898
(Increase) / Decrease in Current Investments	378,16,172	(378,16,172)
Investment in ABMIAS Debenture	(2429,25,000)	
(Purchase)/Proceeds from Current Investments (Net)	21,74,586	
Interest Income	113,52,565	209,40,808
Net Cash Flow from / (used in) Investing Activities	(1975,25,700)	(229,44,806)
	(B)	
C CASH FLOW FROM FINANCING ACTIVITIES		
Proceeds from borrowings	4593,00,000	
Repayment of borrowings	(8486,00,000)	
Proceeds from issue of debenture	5000,00,000	
Interest on Unsecured Loan	(162,58,626)	(19,58,939)
Net Cash Flow from / (used in) Financing Activities	944,41,374	(19,58,939)
	(C)	
D Net Increase / (Decrease) in Cash & Cash Equivalent	(A)+(B)+(C)	220,00,296
E Cash and Cash Equivalent at the beginning of the Year	343,50,340	123,50,044
F Cash and Cash Equivalent at the end of the Year	(D+E)	343,50,340
Components of Cash and Cash Equivalents :		
With Banks in Current Account		
With Banks in Deposit Account	189,87,164	150,50,340
Total Cash and Cash Equivalents	139,00,000	193,00,000
	328,87,164	343,50,340

Summary of Significant Accounting Policies

2.1

For S R BATLIBOI & CO. LLP
ICAI Firm registration No: 301003E/E300005
Chartered Accountants

Shrawan

per Shrawan Jalan
Partner
Membership No: 102102



For and on behalf of the Board of Directors of Aditya Birla Money Mart Ltd.

B N Puranmalka
B N Puranmalka
Director
DIN : 00007432

Ajay Srinivasan
Ajay Srinivasan
Director
DIN : 00121181

Ravraj Sontakke
Ravraj Sontakke
Company Secretary

Pradeep Sharma
Pradeep Sharma
Chief Finance Officer

Place : Mumbai
Date : 04.05.2016



NOTES TO FINANCIAL STATEMENTS FOR THE YEAR ENDED 31ST MARCH, 2016

(1) CORPORATE INFORMATION

The Company Aditya Birla Money Mart (the "company") is a public company domiciled in India and incorporated under the provisions of The Companies Act, 1956. It is engaged in Distribution of Financial Products like Mutual Funds, Fixed Deposits, Bonds, IPO, Private Equity and other Alternate Products, Real Estate and Broking and other allied services.

(2) BASIS OF PREPARATION

Company has prepared these financial statements to comply in all material respects with the accounting standards notified under section 133 of the Companies Act 2013, read together with paragraph 7 of the Companies (Accounts) Rules 2014. The financial statements have been prepared on an accrual basis and under the historical cost convention.

All assets and liabilities have been classified as current or non-current as per the Company's normal operating cycle, and other criteria set out in the Schedule III to the Companies Act, 2013. Based on the nature of products and the time between the acquisition of assets for processing and their realisation in cash and cash equivalents, the Company has ascertained its operating cycle as up to twelve months for the purpose of current/non-current classification of assets and liabilities.

The Central Government in consultation with National Advisory Committee on Accounting Standards has amended Companies (Accounting Standards) Rules, 2006 ('principal rules'), vide notification issued by Ministry of Corporate Affairs dated March 30, 2016. The Company believes amended Accounting Standards should be followed for accounting periods commencing on or after the date of publication of the notification in the Official Gazette and accordingly, the Companies (Accounting Standards) Rule, 2016 will apply for the accounting periods commencing on or after March 30, 2016. Hence, these standards will apply in financial statements for the year beginning on or after 1 April 2016.

The accounting policies adopted in the preparation of financial statements are consistent with those of the previous year, except for the change in accounting policy explained below.

(2.1) SUMMARY OF SIGNIFICANT ACCOUNTING POLICIES

(a) Use of Estimates :

The preparation of financial statements in conformity with Indian GAAP requires the management to make judgments, estimates and assumptions that affect the reported amounts of revenues, expenses, assets and liabilities and the disclosure of contingent liabilities, at the end of the reporting period. Although these estimates are based on the management's best knowledge of current events and actions, uncertainty about these assumptions and estimates could result in the outcomes requiring a material adjustment to the carrying amounts of assets or liabilities in future periods.

(b) Tangible Fixed Assets :

Tangible Assets are stated at cost less accumulated depreciation and impairment loss, if any. Cost comprises the purchase price plus borrowing cost if capitalisation criteria is met and any attributable cost of bringing the asset to its working condition for its intended use :

- (i) Depreciation on Tangible assets is provided on Straight Line Method at the rates and in the manner prescribed in Schedule II to the Companies Act, 2013. Depreciation on assets added/ disposed off during the year is provided on prorata basis with reference to the month of addition / deduction.
- (ii) Following rates are used to provide depreciation on Tangible fixed assets

Assets	Useful Life as prescribed by Schedule II of The Companies Act, 2013	Estimated useful life
Leasehold Improvements	Lease period or six years, whichever is earlier	Lease period or six years, whichever is earlier
Computers	3 years	3 years
Server & Networks	6 years	6 years
Office Equipments	5 years	5 years
Electronic Equipments	10 years	4 years
Furniture & fixture	10 years	7 years
Vehicles	6 years	6 years

Useful life of assets different from those prescribed in Schedule II has been estimated by management supported by technical assessment.

- (iii) Subsequent expenditure related to an item of fixed asset is added to its book value only if it increases the future benefits from the existing asset beyond its previously assessed standard of performance. All other expenses on existing fixed assets, including day-to-day repair and maintenance expenditure and cost of replacing parts, are charged to the statement of profit and loss for the period during which such expenses are incurred.
- (iv) Assets costing Rs. 5,000 or less are written off in the year of purchase.



(c) **Intangible Fixed Assets :**

Intangible Assets are stated at cost less accumulated amortisation and impairment loss, if any. Cost comprises the purchase price and any attributable cost of bringing the asset to its working condition for its intended use.

Intangible assets, viz. Trade Names and other business rights and Software are amortised over a period of ten years and three financial years respectively.

(d) **Borrowing Costs :**

Borrowing Costs are charged to the Statement of profit and loss in the period in which they are incurred. Borrowing cost includes interest incurred in connection with arrangement of borrowings

(e) **Investments :**

Investments are recorded at cost on the date of purchase, which includes acquisition charges such as brokerage, stamp duty, taxes, etc. Current Investments are stated at lower of cost and net realizable value. Long term investments are stated at cost after deducting provisions made, if any, for other than temporary diminution in the value. On disposal of an investment, the difference between its carrying amount and net disposal is charged or credited to the statement of profit and loss.

(f) **Revenue Recognition :**

Income from Services

Revenue from Operations primarily includes Brokerage on Mutual Funds, Bonds, Fixed Deposits, IPOs, Private Equity and other Alternate Products, Real Estate and Management Fees, which is recognised when due, on completion of transaction or service. Revenue is recognized to the extent that it is probable that the economic benefits will flow to the Company and can be reliably measured.

Interest Income

Interest Income is recognised on a time proportion basis taking into account the amount outstanding and applicable interest rate. Interest income is included under the head "other income" in the statement of profit and loss.

Dividend Income

Dividend income on investments is accounted for when the right to receive the payment is established by the reporting date.

(g) **Retirement and Other Employee Benefits :**

(a) **Defined Contribution Plan :**

Retirement benefit in the form of provident fund is a defined contribution scheme. The Company has no obligation, other than the contribution payable to the provident fund. The Company recognizes contribution payable to the provident fund scheme as an expenditure, when an employee renders the related service. If the contribution payable to the scheme for service received before the balance sheet date exceeds the contribution already paid, the deficit payable to the scheme is recognized as a liability after deducting the contribution already paid. If the contribution already paid exceeds the contribution due for services received before the balance sheet date, then excess is recognized as an asset to the extent that the pre payment will lead to, for example, a reduction in future payment or a cash refund.

The Company makes defined contribution to Government Employee Provident Fund, Government Employee Pension Fund, Employee Deposit Linked Insurance, ESI and Superannuation Schemes which are recognised in the Statement Profit and Loss on accrual basis.

(b) **Defined Benefit Plan :**

The Company operates two defined benefit plans for its employees, viz., gratuity and leave encashment. The costs of providing benefits under these plans are determined on the basis of actuarial valuation at each year-end. Separate actuarial valuation is carried out for each plan using the projected unit credit method. Actuarial gains and losses for both defined benefit plans are recognized in full in the period in which they occur in the statement of profit and loss.

Accumulated leave, which is expected to be utilized within the next 12 months, is treated as short-term employee benefit. The Company measures the expected cost of such absences as the additional amount that it expects to pay as a result of the unused entitlement that has accumulated at the balance sheet date.

The Company presents the entire leave as a current liability in the balance sheet, since it does not have an unconditional right to defer its settlement for 12 months after the balance sheet date. Actuarial gains/losses are immediately taken to the statement of profit and loss and are not deferred.

The Company treats accumulated leave expected to be carried forward beyond twelve months, as long-term employee benefit for measurement purposes. Such long-term compensated absences are provided for based on the actuarial valuation using the projected unit credit method at the year-end. Actuarial gains/losses are immediately taken to the statement of profit and loss and are not deferred. The Company presents the entire leave as a current liability in the balance sheet, since it does not have an unconditional right to defer its settlement for 12 months after the balance sheet date.

(h) **Employee Deferred Compensation Plan (EPOP) :**

The Deferred Employee Compensation is charged to Statement of Profit and Loss on straight line basis over the vesting period of the Plan after making estimates for employee attrition. Credit to Employee Deferred Compensation expense equal to the amortised portion of the Plan is made on exit of the employees from the Deferred Employee Compensation Plan.

(i) **Income Taxes :**

Tax expense comprises of current and deferred tax. Current income tax is measured at the amount expected to be paid to the tax authorities in accordance with the Income-tax Act, 1961 enacted in India. Deferred income taxes reflects the impact of current year timing differences between taxable income and accounting income for the year and reversal of timing differences of earlier years.

Deferred tax is measured based on the tax rates and the tax laws enacted or substantively enacted at the balance sheet date. Deferred tax assets and deferred tax liabilities are offset, if a legally enforceable right exists to set off current tax assets against current tax liabilities and the deferred tax assets and deferred tax liabilities relate to the taxes on income levied by same governing taxation laws. Deferred tax assets are recognized only to the extent that there is reasonable certainty that sufficient future taxable income will be available against which such deferred tax assets can be realized. In situations where the Company has unabsorbed depreciation or carry forward tax losses, all deferred tax assets are recognized only if there is virtual certainty supported by convincing evidence that they can be realized against future taxable profits.

At each balance sheet date the Company re-assesses unrecognized deferred tax assets. It recognizes unrecognized deferred tax assets to the extent that it has become reasonably certain or virtually certain, as the case may be that sufficient future taxable income will be available against which such deferred tax assets can be realized.



The carrying amount of deferred tax assets are reviewed at each balance sheet date. The Company writes-down the carrying amount of a deferred tax asset to the extent that it is no longer reasonably certain or virtually certain, as the case may be, that sufficient future taxable income will be available against which deferred tax asset can be realized. Any such write-down is reversed to the extent that it becomes reasonably certain or virtually certain, as the case may be, that sufficient future taxable income will be available.

MAT credit paid in a year is charged to the statement of profit and loss as a current tax. The company recognises MAT credit available as an asset only to the extent that there is convincing evidence that the company will pay normal income tax during the specified period i.e the period for which MAT credit is allowed to be carried forward. As on date, the company has no convincing evidence that the company will pay normal income tax in the period for which MAT credit is allowed to be carried forward, and hence the company has not recognised MAT credit in the books.

(j) **Operating Leases :**

Leases in which the Company does not transfer substantially all the risks and benefits of ownership of the asset are classified as operating leases. Assets subject to operating leases are included in fixed assets. Lease income on an operating lease is recognized in the statement of profit and loss on a straight-line basis over the lease term. Costs, including depreciation, are recognized as an expense in the statement of profit and loss. Initial direct costs such as legal costs, brokerage costs, etc. are recognized immediately in the statement of profit and loss.

(k) **Contingent Liabilities and Provisions :**

Contingent Liabilities

Contingent Liabilities is a possible obligation that arises from past events whose existence will be confirmed by the occurrence or non occurrence of one or more uncertain future events beyond the control of the company or a present obligation that is not recognised because it is not probable that an outflow of resources will be required to settle an obligation. A contingent liability also arises in extremely rare cases where there is a liability that cannot be recognised because it cannot be measured reliably. The company does not recognise a contingent liability but discloses its existence in the financial statements.

Provisions

Provisions are recognized when there is a present obligation as a result of past event and it is probable that an outflow of resources will be required to settle the obligation, in respect of which a reliable estimate can be made.

Provisions are not discounted to its present value and are determined based on best estimate required to settle the obligation at the balance sheet date.

The estimates are reviewed at each reporting date and adjusted to reflect the current management estimates.

(l) **Cash and Cash Equivalent :**

Cash and Cash Equivalents for the purpose of cash flow statement comprise cash in hand and cash at bank including fixed deposit with original maturity period of three months and short term highly liquid investments with an original maturity of three months or less.

(m) **Segment Reporting :**

Identification of Segments

The accounting policies adopted for segment reporting are in conformity with the accounting policies adopted for the Company.

The Company's operating business are organized and managed separately according to the nature of products and services provided, with each segment representing a strategic business unit that offers different products.

Allocation of common costs

The costs related to printing are attributable to the advertisement segment and the balance costs are attributed to the distribution segment.

Unallocated Items

Unallocated items include other income including finance income and finance expenses which are not allocated to any business segment

Segment accounting policies

The company prepares its segment information in conformity with the accounting policies adopted for preparing and presenting the financial statements of the company.

(n) **Earnings per Share :**

Basic earnings per share are calculated by dividing the net profit or loss for the period attributable to equity shareholders by the weighted average number of equity shares outstanding during the period. Earnings considered in ascertaining the Company's earnings per share is the net profit for the period after deducting preference dividends and any attributable tax thereto for the period. The weighted average number of equity shares outstanding during the period and for all periods presented is adjusted for events, such as bonus shares, other than the conversion of potential equity shares that have changed the number of equity shares outstanding, without a corresponding change in resources.

For the purpose of calculating diluted earnings per share, the net profit or loss for the period attributable to equity shareholders and the weighted average number of shares outstanding during the period is adjusted for the effects of all dilutive potential equity shares.



ADITYA BIRLA MONEY MART LIMITED

NOTES TO FINANCIAL STATEMENTS FOR THE YEAR ENDED 31ST MARCH, 2016

NOTE 3 SHARE CAPITAL	As at 31st March, 2016 Rs.	As at 31st March, 2015 Rs.
Authorised shares:		
25,000,000 (31st March, 2015 : 25,000,000 Equity Shares of Rs 10 each)	25,00,00,000	25,00,00,000
100,000,000 (31st March, 2015 : 100,000,000) 0.01% Redeemable Non Convertible Cumulative Preference Shares of Rs 10 each.	1,00,00,00,000	1,00,00,00,000
	1,25,00,00,000	1,25,00,00,000
Issued, Subscribed and Paid up :		
Equity Share Capital		
20,000,000 (31st March, 2015 : 20,000,000) Equity Shares of Rs 10/- each	20,00,00,000	20,00,00,000
Preference Share Capital		
100,000,000 (31st March, 2015 : 100,000,000) 0.01% Redeemable Non Convertible Cumulative Preference Shares of Rs 10/- each	1,00,00,00,000	1,00,00,00,000
	1,20,00,00,000	1,20,00,00,000

1. Reconciliation of number of shares outstanding at the beginning and at the end of the reporting period

Equity Shares

Particulars	31st March, 2016		31st March, 2015	
	No of Shares	Rs	No of Shares	Rs
At the beginning of the year	2,00,00,000	20,00,00,000	2,00,00,000	20,00,00,000
Issued during the year	-	-	-	-
Outstanding at the end of the year	2,00,00,000	20,00,00,000	2,00,00,000	20,00,00,000

Preference Shares

Particulars	31st March, 2016		31st March, 2015	
	No of Shares	Rs	No of Shares	Rs
At the beginning of the year	10,00,00,000	1,00,00,00,000	10,00,00,000	1,00,00,00,000
Issued during the year	-	-	-	-
Outstanding at the end of the year	10,00,00,000	1,00,00,00,000	10,00,00,000	1,00,00,00,000

2. Terms / Rights attached to Equity Shares :

The Company has only one class of equity shares having a par value of Rs. 10 per share. Each holder of equity shares is entitled to one vote per share. The dividend, if any is proposed by the Board of Directors and is subject to the approval of the shareholders in the ensuing Annual General Meeting.

3. Terms / Rights attached to Preference Shares :

0.01% Redeemable Non Convertible Cumulative Preference Shares (RNCCPS), confer on the holders thereof the following rights and privileges:

(i) the right to a cumulative preferential dividend of 0.01% on the nominal value of the RNCCPS every year, till the redemption of these RNCCPS, subject to the availability of the distributable profits, free of Company's Income-tax, but subject to deduction of taxes at source at the rate or rates prescribed from time to time. The dividend will be calculated on a day count of 365 days a year basis and are cumulative in nature. The dividend shall be paid to such Preference Shareholders whose names appears on the Register of Preference Shareholders on the Record Date, as may be declared by the Company.

(ii) the right in the event of winding up to the payment of such capital and arrears of dividend, whether earned, accrued, declared or not, down to the commencement of the winding up in priority to the equity Shares but shall not confer any further right to participate in profits or assets.

(iii) Except as provided under section 87 of the Companies Act, 1956, Preference Shareholders have no voting rights. The RNCCPS shall carry a preferential right over the Equity Shares of the Company as regards to payment of dividend and as regards to repayment of the capital in the event of winding up.

Put/ Call Option at any time after 5 years from the date of allotment with either the Company/Preference Shareholder. RNCCPS are issued for a period of 10 years. At the expiry of 10 years, the Preference shareholder will be redeemed at a premium of Rs. 5/- per share over and above the face value.

4. Shares held by the Holding Company :

All the Equity and Redeemable Non Convertible Cumulative Preference Shares are held by the holding company - Aditya Birla Financial Services Limited (Formerly Known as Aditya Birla Financial Services Private Limited)

5. Shareholders holding more than 5% shares in the Company

Equity Share Capital

Aditya Birla Financial Services Limited (Formerly known as Aditya Birla Financial Service Pvt Ltd) and nominees - 20,000,000 Equity Shares - 100% (Previous Year - Aditya Birla Financial Services Private Limited - 20,000,000 Equity Shares - 100%)

Preference Share Capital

Aditya Birla Financial Services Limited (Formerly known as Aditya Birla Financial Service Pvt Ltd- 100,000,000 Redeemable Non Convertible Cumulative Preference Shares - 100% (Previous Year - Aditya Birla Financial Services Private Limited - 100,000,000 Redeemable Non Convertible Cumulative Preference Shares - 100%)

As per records of the company, including its register of shareholders/ members and other declarations received from shareholders regarding beneficial interest, the above shareholding represents both legal and beneficial ownerships of shares.

6. For a five year period immediately preceding the date at which Balance Sheet is prepared:

- No Shares were allotted as fully paid up pursuant to contract(s) without payment being received in cash
- No Shares were allotted as fully paid up by way of bonus shares



NOTE 4 RESERVES AND SURPLUS	As at 31st March, 2016 Rs.	As at 31st March, 2015 Rs.
Capital Redemption Reserve	28,250,000	28,250,000
General Reserve		
Opening Balance	3,159,300	10,122,500
Less : Adjustment on account of one time depreciation write off	-	6,963,200
	3,159,300	3,159,300
Surplus / (Deficit) as per Statement of Profit & Loss :		
Balance as per the last financial statements	(1,346,036,979)	(1,453,665,536)
Profit/(loss) for the year	(68,112,649)	107,628,557
Net (Deficit) in the Statement of Profit & Loss :	(1,414,149,628)	(1,346,036,979)
Total Reserves and Surplus	(1,382,740,328)	(1,314,627,679)

NOTE 5 LONG TERM BORROWINGS	As at 31st March, 2016 Rs.	As at 31st March, 2015 Rs.
0.1% Compulsory Convertible Debentures-ABFSL	500,000,000	-
	500,000,000	-

Terms and Conditions

1. Company has issued the 50,00,000 0.1% Compulsory Convertible Debenture (CCD) of face value Rs.100/- each on 30th March, 2015 to its holding company Aditya Birla Financial Services Limited.
2. Each CCD shall be converted into 0.1% Redeemable Non Convertible Non Cumulative Preference Share (RNCNCPS) of Rs.100/-each at a premium of Rs.54/- per Preference Share, at the end of 5 years and such RNCNCPS shall be redeemable at a premium of Rs.83 per Preference Share at the end of 2 years from the date of conversion or any such time as may be informed in writing at option of holder thereof

NOTE 6 OTHER LONG TERM LIABILITIES	As at 31st March, 2016 Rs.	As at 31st March, 2015 Rs.
Liability for Rent Straightlining	3,905,103	7,935,790
Security Deposit Received	2,900,000	2,900,000
Income Received in Advance	1,652,942	-
	8,458,045	10,835,790



ADITYA BIRLA MONEY MART LIMITED

NOTES TO FINANCIAL STATEMENTS FOR THE YEAR ENDED 31ST MARCH, 2016

NOTE 7 SHORT TERM BORROWINGS	As at 31st March, 2016 Rs.	As at 31st March, 2015 Rs.
<u>Loans repayable on demand:</u>		
Loan from Related Party (Unsecured)	350,00,000	-
	350,00,000	-

Terms & Conditions

i) Rs 3,50,00,000/- Repayable on call

ii) Interest @ 10.75% charged on Unsecured Loan from Aditya Birla Nuvo Limited

NOTE 8 TRADE PAYABLES	As at 31st March, 2016 Rs.	As at 31st March, 2015 Rs.
Trade Payables		
Total Outstanding dues of micro enterprises and small enterprises	-	-
Total Outstanding dues of creditors other than micro enterprises and small enterprises	524,11,253	413,53,734
Salaries, Wages, Bonus & Other Employee Benefits	408,45,975	713,92,769
	932,57,228	1127,46,503

Micro and Small Scale Business Entities

There are no Micro and Small Enterprises, to whom the Company owes dues, which are outstanding for more than 45 days as at 31st March 2016. The information as required to be disclosed under Micro, Small and Medium Enterprises Development Act 2006 (Act) has been determined to the extent such parties have been identified on the basis of information available with the Company.

NOTE 9 OTHER CURRENT LIABILITIES	As at 31st March, 2016 Rs.	As at 31st March, 2015 Rs.
Current Maturities of Long-term Borrowings	-	4243,00,000
Statutory Dues	64,55,252	63,73,731
Liability for Rent straightlining	11,02,738	7,98,771
Income Received in Advance	11,01,580	17,47,004
Interest Accrue but not due	27,753	-
Other Payable	4,17,397	-
	91,04,720	4332,19,506

NOTE 10 SHORT TERM PROVISIONS	As at 31st March, 2016 Rs.	As at 31st March, 2015 Rs.
Provision for Employee Benefits :		
Leave Encashment	108,99,749	150,99,930
Gratuity	28,62,982	-
Deferred Compensation	-	12,47,374
	137,62,731	163,47,304



(Amount in Rs)

NOTE 11 TANGIBLE ASSETS	AS AT 31st MARCH, 2016					AS AT 31st MARCH, 2015					Total	
	Leasehold Improvements	Computers	Office Equipment	Furniture and Fixtures	Vehicles	Total	Leasehold Improvements	Computers	Office Equipment	Furniture and Fixtures		Vehicles
Gross Block												
As at 1st April, 2015	1,55,35,875	2,43,65,650	1,20,21,277	1,35,23,122	-	6,54,45,923	1,55,76,236	2,51,56,798	1,24,48,782	1,39,69,100	8,90,867	6,80,41,783
Additions	-	42,54,461	3,37,245	46,725	3,16,931	49,55,362	-	37,97,828	7,59,140	-	-	45,56,968
Less: Disposals	-	19,83,625	2,42,560	4,43,992	-	26,70,177	40,361	45,88,976	11,86,645	4,45,978	8,90,867	71,52,827
As at 31st March, 2016	1,55,35,875	2,66,36,486	1,21,15,962	1,31,25,855	3,16,931	6,77,31,108	1,55,35,875	2,43,65,650	1,20,21,277	1,35,23,122	-	6,54,45,924
Accumulated Depreciation												
As at 1st April, 2015	1,35,40,934	2,02,16,764	1,10,23,862	94,90,584	-	5,42,72,144	1,16,21,470	2,01,81,378	41,43,975	66,19,771	2,74,483	4,28,41,077
Add: Adjustment on account of one time depreciation write off	-	-	-	-	-	-	-	8,50,847	56,06,723	5,05,630	-	69,63,200
Additions	7,75,876	22,67,939	4,71,193	21,63,673	29,908	57,08,589	19,56,919	37,73,422	24,59,772	26,94,801	2,05,274	1,10,90,188
Less: Disposals	-	19,83,598	2,42,545	4,30,069	-	26,56,212	37,455	45,88,883	11,86,608	3,29,618	4,79,757	66,22,321
As at 31st March, 2016	1,43,16,810	2,05,01,105	1,12,52,510	1,12,24,188	29,908	5,73,24,521	1,35,40,934	2,02,16,764	1,10,23,862	94,90,584	-	5,42,72,144
Net Block as on 31st March 2016	12,19,065	61,35,381	8,63,452	19,01,667	2,87,023	1,04,06,588	19,94,941	41,48,886	9,97,415	40,32,538	-	1,11,73,780

(Amount in Rs)

NOTE 12 INTANGIBLE ASSETS	AS AT 31st MARCH, 2016				AS AT 31st MARCH, 2015				Total
	Trade Names and Other Business Rights	Software	Total	Trade Names and Other Business Rights	Software	Total	Trade Names and Other Business Rights	Software	
Gross Block									
As at 1st April, 2015	3,67,18,080	2,89,22,059	6,56,40,139	3,67,18,080	2,26,68,606	5,93,86,686	3,67,18,080	2,26,68,606	5,93,86,686
Additions	-	12,03,285	12,03,285	-	62,53,453	62,53,453	-	-	-
Less: Disposals	-	-	-	-	-	-	-	-	-
As at 31st March, 2016	3,67,18,080	3,01,25,344	6,68,43,424	3,67,18,080	2,89,22,059	6,56,40,139	3,67,18,080	2,35,59,590	6,02,77,670
Accumulated Depreciation									
As at 1st April, 2015	3,67,18,080	2,35,59,590	6,02,77,670	3,67,18,080	2,25,92,439	5,93,10,519	3,67,18,080	2,25,92,439	5,93,10,519
For the year	-	22,62,005	22,62,005	-	9,67,151	9,67,151	-	-	-
Less: Disposals	-	-	-	-	-	-	-	-	-
As at 31st March, 2016	3,67,18,080	2,58,21,595	6,25,39,675	3,67,18,080	2,35,59,590	6,02,77,670	3,67,18,080	2,35,59,590	6,02,77,670
Net Block as on 31st March 2016	-	43,03,748	43,03,748	-	53,62,469	53,62,469	-	-	-



ADITYA BIRLA MONEY MART LIMITED

NOTES TO FINANCIAL STATEMENTS FOR THE YEAR ENDED 31ST MARCH, 2016

NOTE 13 NON CURRENT INVESTMENTS	Face Value	As at 31st March, 2016		As at 31st March, 2015	
	(Rs.)	Numbers	(Rs.)	Numbers	(Rs.)
TRADE INVESTMENTS (valued at cost unless stated otherwise) (Unquoted)					
Equity Shares (fully paid up)					
Investment in Subsidiary Company					
Aditya Birla Money Insurance Advisory Services Limited	10	4,90,000	49,00,000	4,90,000	49,00,000
0.5% Compulsory Convertible Debentures (fully paid)					
Investment in Subsidiary Company					
Aditya Birla Money Insurance Advisory Services Limited	10	19,75,000	2429,25,000	-	-
TOTAL			2478,25,000		49,00,000

Aggregate amount of unquoted investment Rs. 2478,25,000 (Previous Year : 4,900,000)



ADITYA BIRLA MONEY MART LIMITED

NOTES TO FINANCIAL STATEMENTS FOR THE YEAR ENDED 31ST MARCH, 2016

NOTE 14 LONG TERM LOANS & ADVANCES (Unsecured, considered good unless stated otherwise)	As at 31st March, 2016 Rs.	As at 31st March, 2015 Rs.
Due from Subsidiary Company	-	17,90,32,000
Security Deposits		
Unsecured, considered good	1,28,74,087	2,04,33,717
Doubtful	9,24,230	9,24,230
	1,37,98,317	2,13,57,947
Provision for doubtful security deposits	9,24,230	9,24,230
	1,28,74,087	2,04,33,717
Prepaid Expenses	9,47,461	4,30,281
	1,38,21,548	19,98,95,998

NOTE 15 CURRENT INVESTMENTS	As at 31st March, 2016 Rs.	As at 31st March, 2015 Rs.
Quoted Mutual Funds (Current Year : Nil P.Y. 169025.314 units) Birla Cash Plus IP Daily Dividend of Rs.Nil (Previous Year : Rs.223.73) each Current Investment valued at lower of cost and fair value unless treated otherwise)	-	3,78,16,172
	-	3,78,16,172

NOTE 16 TRADE RECEIVABLES (Unsecured, considered good unless stated otherwise)	As at 31st March, 2016 Rs.	As at 31st March, 2015 Rs.
Due for a period exceeding six months from the date they are due for payment :		
Unsecured, considered good	7,09,987	26,70,569
Doubtful	2,06,49,595	1,92,98,918
	2,13,59,582	2,19,69,487
Provision for doubtful receivables	2,06,49,595	1,92,98,918
	(A) 7,09,987	26,70,569
Other Receivables		
Unsecured, considered good	6,00,02,434	4,97,18,629
Doubtful	1,13,37,917	84,18,139
	7,13,40,351	5,81,36,768
Provision for doubtful receivables	1,13,37,917	84,18,139
	(B) 6,00,02,434	4,97,18,629
Total (A) + (B)	6,07,12,421	5,23,89,198

NOTE 17 CASH AND BANK BALANCE	As at 31st March, 2016 Rs.	As at 31st March, 2015 Rs.
Cash and Cash Equivalent		
Balances with Scheduled Banks		
in Current Account	1,89,87,164	1,50,50,340
in Deposit Account	1,39,00,000	1,93,00,000
	3,28,87,164	3,43,50,340



NOTES TO FINANCIAL STATEMENTS FOR THE YEAR ENDED 31ST MARCH, 2016

NOTE 18 SHORT TERM LOANS AND ADVANCES (Unsecured, considered good unless stated otherwise)	As at 31st March, 2016 Rs.	As at 31st March, 2015 Rs.
Advance Taxes (on account of Income Tax)	6,99,83,851	4,81,67,001
Advances to Employees		
Unsecured, considered good	52,47,161	38,85,902
Doubtful	4,54,915	4,54,915
	57,02,076	43,40,817
Provision for doubtful advances	4,54,915	4,54,915
	52,47,161	38,85,902
Security Deposits		
Unsecured, considered good	1,24,21,767	8,04,056
Doubtful	1,03,824	1,03,824
	1,25,25,591	9,07,880
Provision for doubtful security deposits	1,03,824	1,03,824
	1,24,21,767	8,04,056
Prepaid Expenses	1,18,75,772	1,00,73,857
Statutory Deposits and Dues from Government	52,10,856	56,99,296
Gratuity Receivable	-	40,96,999
Other Advances		
Unsecured, considered good	13,81,789	13,00,040
Doubtful	8,568	8,568
	13,90,357	13,08,608
Provision for doubtful advances	8,568	8,568
	13,81,789	13,00,040
	10,61,21,196	7,40,27,151

NOTE 19 OTHER CURRENT ASSETS (Unsecured, considered good unless stated otherwise)	As at 31st March, 2016 Rs.	As at 31st March, 2015 Rs.
Other Receivable	-	1,58,87,487
Interest receivable	-	2,18,12,970
	-	3,77,00,457

NOTE 20 REVENUE FROM OPERATIONS	For the year ended 31st March, 2016 Rs.	For the year ended 31st March, 2015 Rs.
Sale of Services		
Income from Mutual Fund	29,86,71,478	50,38,58,304
Income from Alternate Products	12,79,07,385	8,28,60,470
Income from Fixed Deposits and Bonds	1,91,28,043	1,38,72,732
Income from Real Estate	5,12,68,219	10,83,58,262
Management Fees	5,85,76,308	10,58,84,115
Marketing / Promotion Income	2,41,28,919	1,47,35,439
	57,96,80,352	82,95,69,322
OTHER OPERATING REVENUE		
Income from Advertisement in Investime	5,68,000	18,50,590
	58,02,48,352	83,14,19,912

NOTE 21 OTHER INCOME	For the year ended 31st March, 2016 Rs.	For the year ended 31st March, 2015 Rs.
Interest Income		
- On Deposits	47,723	54,606
- Others	1,13,04,842	2,08,86,203
Miscellaneous Income	2,200	-
Profit on Sale of Fixed Asset	59,531	1,17,575
Profit on sale of Current Investment	21,74,585	16,47,454
Excess Provision Written Back	-	18,88,113
	1,35,88,881	2,45,93,951



ADITYA BIRLA MONEY MART LIMITED

NOTES TO FINANCIAL STATEMENTS FOR THE YEAR ENDED 31ST MARCH, 2016

NOTE 22 EMPLOYEE BENEFITS EXPENSE	For the year ended 31st March, 2016 Rs.	For the year ended 31st March, 2015 Rs.
Salary, wages and bonus(Refer Note 26)	37,31,85,934	41,37,59,900
Contribution to provident and other funds	1,79,88,321	1,94,04,049
Staff welfare expenses	1,04,45,972	1,05,53,297
	40,16,20,227	44,37,17,246

NOTE 23 FINANCE COST	For the year ended 31st March, 2016 Rs.	For the year ended 31st March, 2015 Rs.
Interest on Loan	1,62,58,626	19,58,939
	1,62,58,626	19,58,939

NOTE 24 OTHER EXPENSES	For the year ended 31st March, 2016 Rs.	For the year ended 31st March, 2015 Rs.
Lease Rent (Refer Note 27)	4,29,72,869	4,93,00,090
Sub brokerage & fees	6,65,86,461	8,72,46,132
<u>Repairs and Maintenance:</u>		
Computers & Equipments	47,93,352	59,23,416
Buildings	29,70,457	29,03,926
Others	8,80,692	18,37,121
Information technology charges	1,23,90,788	1,18,09,925
Service hire charges	2,17,34,993	2,02,94,823
Insurance	83,075	1,08,829
Rates and Taxes	4,70,801	6,15,951
Legal and professional charges (Refer Note 24.1 below)	1,16,81,795	75,30,065
Communication expenses	1,04,52,513	1,24,90,348
Travelling and conveyance	1,39,16,960	1,29,76,305
Printing and stationery	58,97,877	61,58,190
Advertisement and sales promotion	79,86,900	96,32,199
Call centre and portal expenses	27,58,760	32,69,175
Electricity charges	70,67,970	70,92,436
Staff recruitment expenses	58,75,206	74,90,945
Research and development expenses	12,69,714	11,09,624
Provision for doubtful debts / Advances - Trade Receivables	43,20,274	88,79,205
Provision for doubtful debts / Advances - Others	-	11,79,171
Seminar and conference	23,25,463	57,67,753
Asset utilisation charges	6,77,132	5,00,644
Outsourcing Expenses	67,00,101	1,43,08,132
Director Fees	7,40,975	-
Corporate Social Responsibility	2,00,000	-
Miscellaneous Expenses	13,45,307	9,24,234
	23,61,00,435	27,93,48,639

NOTE 24.1- Payment to Auditor

Particulars	For the Year 31st March 2016	For the Year 31st March 2015
As Auditor		
- Statutory Audit Fee	9,00,000	7,00,000
- Tax Audit Fee	1,00,000	1,00,000
- Reimbursement of Expenses	80,947	40,383



25 EARNINGS PER SHARE

Earnings per Share (EPS) is calculated as under :

	31st March, 2016	31st March, 2015
Net Profit as per Statement of Profit and Loss Account :	(6,81,12,649)	10,76,28,557
Less : Preference Dividend and Tax thereon	-	-
Net Profit for Basic EPS (A)	(6,81,12,649)	10,76,28,557
Weighted Average number of Outstanding Equity Shares for EPS :		
- Basic (B)	2,00,00,000	2,00,00,000
- Diluted (C)	2,00,00,000	2,00,00,000
Earnings per Share (Rs)		
- Basic (A) / (B)	(3.41)	5.38
- Diluted (A) / (C)	(3.41)	5.38
Nominal value of Shares (Rs.)	10	10



26 RETIREMENT BENEFITS

The company operates defined plans of Gratuity for its employees. Under the Gratuity plan, every employee who has completed atleast five years of service gets a gratuity on departure @ 15 days of last drawn salary for each completed year of service. The Scheme is funded with an Insurance company in the form of qualifying insurance policy.

The following tables summarise the components of net benefit expense recognised in Statement of Profit and Loss Account and the funded status and the amounts recognised in the Balance Sheet for the respective plans

Statement of Profit and Loss

Net Employee Benefit Expense recognized in the Employee Cost

Particulars	Gratuity	
	For the year ended 31.3.2016	For the year ended 31.3.2015
Current service cost	26,78,902	26,73,673
Interest cost on obligation	8,29,655	7,85,688
Expected return on Plan Assets	(8,95,177)	(10,84,962)
Net Actuarial (gain) / loss recognised	7,83,397	28,86,988
Expense recognised in Statement of Profit and Loss	33,96,777	52,61,387

Balance Sheet

Benefit Asset / Liability

Particulars	Gratuity	
	As at 31.3.2016	As at 31.3.2015
Present Value of defined benefit obligation	129,61,090	93,96,378
Fair Value of Plan Assets	(100,98,108)	(134,93,377)
Plan (Asset) / Liability - to be Funded to Gratuity Trust	28,62,982	(40,96,999)

Changes in the present value of the defined benefits obligation are as follows :

Particulars	Gratuity	
	As at 31.3.2016	As at 31.3.2015
Opening Defined Benefit Obligation	93,96,378	128,62,332
Current service cost	26,78,902	26,73,673
Interest Cost	8,29,655	7,85,688
Benefits paid	(4,39,222)	(103,04,278)
Actuarial (gains) / losses on obligation	4,95,377	33,78,963
Closing defined benefit obligation	129,61,090	93,96,378

Changes in the Fair Value of Plan Assets are as follows :

Particulars	Gratuity	
	As at 31.3.2016	As at 31.3.2015
Opening Fair Value of Plan Assets	134,93,377	118,22,378
Expected Return	8,95,177	10,84,962
Contributions by Employer	(35,63,204)	10,92,701
Benefits paid	(4,39,222)	(9,98,639)
Actuarial gains / (losses)	(2,88,020)	4,91,975
Closing fair value of plan assets	100,98,108	134,93,377



Actual Return on Plan Assets

Particulars	Gratuity	
	For the year ended 31.3.2016	For the year ended 31.3.2015
Expected return on Plan Assets	8,95,177	10,84,962
Actuarial Gain / (Loss) on Plan Assets	(2,88,020)	4,91,975
Actual return on Plan Assets	6,07,157	15,76,937

Plan Assets of Gratuity have been invested in Insurer Managed Fund (Birla Sun Life Insurance Group Money Market Fund-Plan I and Group Fixed Interest Fund-Plan I)

The principal assumptions used in determining Gratuity Obligations for the company's plans are shown below:

	For Year ended 31st March, 2016	For Year ended 31st March, 2015
Rate of Interest	7.60%	8.00%
Salary growth	7.50%	6.00%
Withdrawals rate, based on age : (per annum)		
Upto 30 Years	50%	1%
31 - 44 years	41%	1%
Above 44 years	8%	1%
Mortality Rates	LIC (2006-08) ultimate Mortality Rates	LIC (2006-08) ultimate Mortality Rates
Retirement age	60 years	60 years
Expected Return on Plan Assets	7.60%	8.50%

Experience Adjustment

Particulars	Gratuity				
	As at 31.3.2016	As at 31.3.2015	As at 31.3.2014	As at 31.3.2013	As at 31.3.12
Present Value of Defined Benefit Obligation	129,61,090	93,96,378	128,62,332	129,93,162	117,32,843
Fair Value of Plan Assets	100,98,108	134,93,377	118,22,378	127,75,565	125,79,781
(Surplus)/Deficit	28,62,982	(40,96,999)	10,39,954	2,17,597	(8,46,938)
Experience adjustment on Plan Liability - (Gain) / Loss	(12,76,155)	15,22,326	(5,65,986)	(20,84,657)	(20,84,657)
Experience adjustment on Plan Assets - Gain / (Loss)	(2,88,020)	1,57,543	(2,43,718)	(2,13,156)	(2,13,156)

Defined Contribution Plan :

The Company has recognized the following amounts as expenses and included in Note 22 in "Contribution to Provident and Other Funds"

Particulars	For the Year 31.3.2016	For the Year 31.3.2015
Contribution to Government Employees Provident Fund	132,18,133	128,54,870
Contribution to Superannuation Fund	5,09,290	10,20,856
Contribution to ESIC	90,767	1,65,090
National Pension Scheme	29,525	-
Contribution to Labour Welfare Fund	11,752	14,515

27 LEASES

- (a) Operating Lease Payments recognised in the Profit and Loss Account Rs 42,972,869/- (Previous Year Rs 49,300,090/-)

The Company has taken certain office premises on cancellable and non cancellable operating lease. There are no restrictions placed upon the company by entering into these leases.

- (b) The future minimum lease rental payments in respect of non cancellable operating lease are as follows :

Particulars	31st March, 2016	31st March, 2015
Not later than one year	451,81,012	430,10,810
Later than one year and not later than five years	708,51,115	893,80,594
Later than five years	10,44,875	11,69,025



28 The primary segment reporting format is determined to be business segments as the company's risks and returns are predominantly affected by the differences in the products and services produced. The Company's operating business are organized and managed separately according to the nature of products and services provided, with each segment representing a strategic business unit that offers different products

The 'Distribution' segment is engaged in Distribution of Financial Products like Mutual Funds, Fixed Deposits, Bonds, IPO, Private Equity and other Alternate Products, Real Estate and Broking

The 'Advertisement' segment is engaged in deriving income from various mutual funds from sale of space to various in an Inhouse magazine

Business segments

Particulars	For the year ended 31st March, 2016			For the year ended 31st March, 2015		
	Distribution	Advertisement	Total	Distribution	Advertisement	Total
Revenue	5796,80,352	5,68,000	5802,48,352	8324,33,322	18,50,590	8342,83,912
Results						
Segment results	(648,09,593)	(6,33,311)	(654,42,904)	966,81,276	(3,84,588)	962,96,688
Unallocated Income / (Expense)						
Finance cost			(162,58,626)			(19,58,939)
Other Income including finance income			135,88,881			245,93,951
Profit / (Loss) before tax			(681,12,649)			1189,31,700
Provision for Income tax			-			113,03,143
Net Profit / (Loss)			(681,12,649)			1076,28,557
Assets						
Segment assets	2289,38,326	79,070	2290,17,396	4532,81,742	3,39,682	4536,21,424
Unallocated assets			2478,25,000			49,00,000
Total assets	2289,38,326	79,070	4768,42,396	4532,81,742	3,39,682	4585,21,424
Liabilities						
Segment liabilities	1593,02,724	2,80,000	1595,82,724	5725,06,678	6,42,425	5731,49,103
Unallocated liabilities			3172,59,672			(1146,27,679)
Total liabilities	1593,02,724	2,80,000	4768,42,396	5753,70,678	6,42,425	4585,21,424
Other segment information						
Capital expenditure						
- Tangible assets	49,55,362	-	49,55,362	45,56,968	-	45,56,968
- Intangible assets	12,03,285	-	12,03,285	62,53,453	-	62,53,453
Depreciation	57,08,589	-	57,08,589	110,90,188	-	110,90,188
Amortisation	22,62,005	-	22,62,005	9,67,151	-	9,67,151



29 RELATED PARTY DISCLOSURES

Name of Related Parties and Related Party relationship :

Related Parties where Control exist :

Holding Company

Aditya Birla Financial Services Limited (Formerly Known as Aditya Birla Financial Services Private Limited)

Ultimate Holding Company

Subsidiary Company

Aditya Birla Nuvo Limited
Aditya Birla Money Insurance Advisory Services Ltd

Related Parties with whom transactions have taken place during the year :

Fellow Subsidiaries

Aditya Birla Finance Limited
Aditya Birla Money Limited
Aditya Birla Commodities Broking Limited
Aditya Birla Financial Shared Services Limited
Aditya Birla Insurance Brokers Limited
Aditya Birla Customer Services Limited (Formerly known as Aditya Birla Customer Services Private Limited)

Birla Sun Life Insurance Company Limited
Birla Sunlife Asset Management Company Limited

Key Management Personnel

- 1) Mr.Pradeep Sharma (23rd April 2015 to 31st March 2016)
- 2) Mr.Viral Sanghvi (24th July 2015 to 31st March 2016)
- 3) Mr.Raviraj Sontakke (23rd April 2015 to 31st March 2016)

The following Inter Company Transactions/Balances with Subsidiaries/Fellow Subsidiaries/Joint Ventures /Associates have taken place during the period under review and are included in the above figures under respective heads:-

Sr. No.	Particulars	(Amount in Rupees)	
		Year Ended 31st March 2016 (Audited)	Year Ended 31st March 2015 (Audited)
A	Holding Company / Ultimate Holding Company		
1	Income		
	Aditya Birla Financial Services Limited (Recovery of Cost)	14,217	
	Expenses -		
	Aditya Birla Nuvo Limited (Reimbursement of Cost- Subscription Fee)(Service Tax Rs.1,724)	12,312	
	Aditya Birla Nuvo Limited (Interest on ICD)	162,54,528	19,58,938
	Aditya Birla Financial Services Limited (Interest on Debenture)	4,098	
	Aditya Birla Financial Services Limited (Salary Cost) (Service tax Rs.13,82,591/- & SBC Rs.21,188)	100,70,893	56,35,389
1	Outstanding Balances		
	- Receivables		
	Aditya Birla Nuvo Limited (Trade Receivable)	3,52,282	3,52,282
	- Payables		
	Aditya Birla Nuvo Limited (ICD) (Short term borrowings)	350,00,000	4243,00,000
	Aditya Birla Nuvo Limited (ICD Interest) (Other current liabilities)	27,753	
	Aditya Birla Financial Services Limited (Debenture)(Long term borrowings)	5000,00,000	
	Aditya Birla Financial Services Limited (Trade Payables)	27,19,387	28,11,765
2	Other Transactions		
	Aditya Birla Nuvo Limited (ICD taken)		350,00,000
	Aditya Birla Nuvo Limited (ICD repaid)		350,00,000
	Aditya Birla Financial Services Limited (Gratuity/Leave Encashment/loan)		25,45,508
	Aditya Birla Financial Services Limited (Vehicle transfer)		4,11,110
	Nomination Fees- Paid	3,00,000	
	Nomination Fees- Received	3,00,000	
	ICD taken from ABNL	5043,00,000	
	ICD repaid from ABNL	8936,00,000	
	Aditya Birla Financial Services Limited (Debenture Issued)	5000,00,000	
B	Subsidiaries / Fellow Subsidiaries		
	Brief description Company & item wise:		
1	Sales		
2	Purchase		
1 (A)	Income		
	Birla Sun Life Insurance Company Limited (Marketing Expenses recovery) (Service Tax 5,84,500/-)	41,75,000	30,00,000
	Birla Sun Life Asset Management Company Limited (Commission) (Service Tax Rs.49,64,455/- & SBC Rs.1,08,554/-)	355,00,730	50,54,268
	Aditya Birla Customer Services Limited (Referral Fees)		8,000
	Aditya Birla Customer Services Limited (Advertisement)(Service Tax Rs.19,320/-)	1,38,000	
	Aditya Birla Customer Services Limited (Branch Display) (Service Tax Rs.7,24,500/- & SBC Rs.22,000/-)	51,75,000	
	Aditya Birla Money Insurance Advisory Services Limited (Interest on Loan)	110,35,263	181,50,299
	Aditya Birla Money Insurance Advisory Services Limited (Interest on Debenture)	49,914	
	Aditya Birla Insurance Brokers Limited (Branch Display) (Service Tax Rs.4,41,000/- & SBC Rs.15,750/-)	31,50,000	
	Aditya Birla Finance Limited (LAS/LAP) (Service Tax Rs.3,62,646/- & SBC Rs.6,713)	25,90,328	12,08,353
	Aditya Birla Commodities Broking Limited (Management Fees)	10,88,528	23,16,069
	Aditya Birla Money Limited (PMS Income)(Service Tax Rs.13,43,038/- & SBC Rs.13,065)	95,93,130	
	Aditya Birla Money Limited (Management Fees)	574,87,780	10,35,68,046
1 (B)	Reimbursement Cost Recovery		
	Aditya Birla Money Insurance Advisory Services Limited (Reimbursement of Cost)(Excl. SBC Rs.18,180)	75,47,926	68,78,264
	Birla Sun Life Asset Management Company Limited (Reimbursement Cost)		8,89,996
	Aditya Birla Customer Services Limited (Salary)		23,42,693
	Aditya Birla Customer Services Limited (Recovery of Telephone Expenses) (Service Tax Rs.1,13,296/- & SBC Rs.3,969/-)	7,93,872	8,58,833
	Aditya Birla Money Limited (Recovery of Expenses) (Service Tax Rs.7,81,533/- & SBC Rs.10,663/-)	55,82,379	
	Birla Sun Life Asset Management Company Limited (Rent/ Maintenance) (Service Tax Rs.12,52,097/ & 18,632/-)	89,43,550	54,58,565
	Aditya Birla Insurance Brokers Limited (Rent) (Service Tax Rs.6,720/- & SBC Rs.100/-)	48,000	48,000
	Aditya Birla Insurance Brokers Limited (AMC Audio Visual Equipment) (Service Tax Rs.9,030/-)	64,500	
	Aditya Birla Finance Limited (Rent & Maintenance) (Service Tax - Rs.2,28,664/- & SBC Rs.3,068)	16,33,318	17,48,149



Sr. No.	Particulars	Year Ended 31st March 2016 (Audited)	Year Ended 31st March 2015 (Audited)
2 (A)	Expenses		
	Aditya Birla Customer Services Limited (Marketing / Subscription)		37,16,394
	Aditya Birla Customer Services Limited (Banner Display)(Service Tax - Rs.1,68,000/- & SBC Rs.6,000/-)	12,00,000	
	Aditya Birla Customer Services Limited (Sub brokerage SIP/Traill /Upfront)	145,59,517	
2 (B)	Reimbursement Cost Paid		
	Aditya Birla Money Insurance Advisory Services Limited (Reimbursement of Cost)(Excl. SBC Rs.67,604/-)	285,47,118	147,15,335
	Aditya Birla Financial Shared Services Limited (Salary Cost) (Service Tax Rs.20,50,712/-)(SBC Rs.25,204/-)	148,80,877	80,96,302
	Aditya Birla Insurance Brokers Limited (Reimbursement Cost - Electricity Expenses)		7,248
	Birla Sun Life Asset Management Company Limited (Salary) (Service Tax Rs.3,44,191/-)		27,84,715
	Aditya Birla Money Limited (Reimbursement of Cost)(Service Tax Rs.98,23,209/- & SBC Rs.1,05,381/-)	711,94,230	415,32,758
3	Outstanding Balances		
	Investment Outstanding		
	Investment in Equity shares of Aditya Birla Money Insurance Advisory Services Limited	49,00,000	49,00,000
	Investment in 100% Compulsory Convertible Debentures of Aditya Birla Money Insurance Advisory Services Limited	2429,25,000	
4	Outstanding Balances		
	- Receivables		
	Aditya Birla Finance Limited (Trade Receivables)	11,42,059	13,85,986
	Aditya Birla Commodities Broking Limited		3,33,995
	Aditya Birla Money Insurance Advisory Services Limited		158,87,489
	Aditya Birla Money Insurance Advisory Services Limited (ICD)		1790,32,000
	Aditya Birla Money Insurance Advisory Services Limited (Interest Receivable)		218,12,971
	Birla Sunlife Insurance Company Limited		37,47,491
	Birla Sun Life Asset Management Company Limited		15,24,824
	Aditya Birla Customer Services Limited Prepaid Expenses(including Service Tax Rs. 80,350/-)- Short Term		
	Loans and Advances	6,34,486	
	Aditya Birla Customer Services Limited Prepaid Expenses(including Service Tax Rs. 109539/-)-Long Term Loans & Advances	8,64,981	
	Aditya Birla Commodities Broking Limited (Trade Receivables)	58,212	
	Aditya Birla Money Limited (Trade Receivables)	14,05,039	
	- Payables		
	Aditya Birla Financial Shared Services Limited (Trade Payable)	50,71,152	11,94,420
	Aditya Birla Money Insurance Advisory Services Limited (Other Current Liabilities)	26,54,221	
	Birla Sun Life Asset Management Company Limited (Other Long term liabilities)	29,00,000	29,00,000
	Aditya Birla Money Limited		17,47,004
	Aditya Birla Customer Services Limited (Trade Payables)	110,81,804	4,15,407
	Birla Sun Life Insurance Company Limited (Other Current Liabilities)	14,662	
5	Other Transactions - specify		
	ICD given Aditya Birla Money Insurance Advisory Services Ltd.	170,00,000	
	Aditya Birla Money Insurance Advisory Services Limited (Investment In Debentures)	197,50,000	
	Aditya Birla Money Insurance Advisory Services Limited (Investment In Debentures Premium)	2231,75,000	
	ICD repaid by Aditya Birla Money Insurance Advisory Services Ltd.	1960,32,000	
	Aditya Birla Money Insurance Advisory Services Ltd.		5,84,458
	Aditya Birla Money Insurance Advisory Services Limited (Loan given)		564,32,000
	Aditya Birla Money Insurance Advisory Services Limited (Transfer of Gratuity/Leave Encashment)	16,78,957	
	Aditya Birla Money Insurance Advisory Services Limited (Transfer of Fixed Assets)	88,118	
	Aditya Birla Money Limited (Gratuity/Leave Encashment/Medical)	5,85,014	81,61,581
	Aditya Birla Money Limited (Trf. of Loan/Deposit/rent deposit)	10,94,932	
	Aditya Birla Money Limited (Gratuity/Leave Encashment-Recovery)	1,74,556	
	Aditya Birla Money Limited (Incentive Recovery)	10,88,079	
	Aditya Birla Customer Services Limited (Loan Transfer)		60,000
	Aditya Birla Customer Services Limited (LTA/Medical/Gratuity/Insurance)	2,23,215	
	Birla Sun Life Insurance Company Limited (LTA/Gratuity/Leave Encashment/Medical)	1,26,749	
	Birla Sun Life Insurance Company Limited (Gratuity transfer)	14,662	
	Birla Sun Life Insurance Company Limited (Employee Transfer Cost)		7,47,491

Remuneration to Key Management Personnel

	31st March, 2016	31st March, 2015
Salary, Allowances and Others	82,05,514	35,02,751
Contribution to Provident and Other Funds	8,20,717	1,74,022
Total	90,26,231	36,76,773

The Remuneration to Key Management Personnel does not include Provision for Gratuity and Leave Encashment as they are determined on an actuarial basis for the company as a whole



30 CONTINGENT LIABILITIES

Contingent Liabilities not provided for :

Claims against the Company not acknowledged as Debts :

Particulars	As as 31.3.2016	As as 31.3.2015
Income Tax	352,78,036	327,12,364
Service Tax	23,41,846	23,41,846
Total	376,19,882	350,54,210

Level at which pending	Contingent Liability	Grounds of Appeal
Pending at Income Tax Appellate Tribunal	352,78,036	Depreciation on Intangibles, Disallowance u/s 14A,
Pending at Commissioner of Income Tax (Appeals)	-	Depreciation Motor car, Exceptional Loss
	352,78,036	

Service tax appeal order awaited. If the said order goes against the company then the total liability will be Rs 23,41,846/-.

The Company has received an assessment order from Income Tax authority disallowing certain expenses to the extent of Rs. 97,36,17,847/- in respect of assessment year 2011-12. The Company has filed its responses to Authorities. During the year company has received favourable order from Commissioner of Income Tax (Appeal) allowing the same.

31 CAPITAL COMMITMENTS

Estimated amount of contracts remaining to be executed on Capital Account and not provided for (net of advances) Rs.23,17,923/- (Previous year Rs.15,00,000)

32 DEFERRED TAX

The breakup of Net Deferred Tax Asset arising on account of following timing differences is as under :

Particulars	As at 31.3.2016	As at 31.3.2015
Deferred Tax Assets		
Expenses allowed on payment basis	8,84,661	46,65,878
Unabsorbed Depreciation and Carry forward losses	3971,69,987	3694,99,076
Depreciation / amortisation	55,14,959	59,57,627
Net Deferred Tax Asset / (Liability)	4035,69,608	380,1,22,581

Deferred tax assets have been created only to the extent of Deferred tax liability due to absence of virtual certainty. Accordingly Deferred tax asset for Section 43B items to the extent of Rs.4035,69,608/- (Previous Year Rs 380,122,581/-) is not recognised in the Accounts

33 The Company has accumulated losses of Rs. 1,414,149,628/-(Previous year Rs.1,346,036,979/-) as at the balance sheet date, resulting in a complete erosion of company's Net Worth. However, the company has been able to meet its obligations in the ordinary course of business and considering the financial support received and also the Letter of Support received from Aditya Birla Nuvo Limited (Ultimate Holding Company) these financial statements have been prepared assuming that the company will continue as a going concern.



- 34 The Company has a process whereby periodically all long term contracts are assessed for material foreseeable losses. At the year end, the Company did not have any long-term contracts including derivative contracts for which there were any material foreseeable losses need to be provided as required under any law / accounting standards.
- 35 The Company's pending litigations comprise of claims against the Company proceedings pending with Tax authorities. The Company has reviewed all its pending litigations and proceedings and has adequately provided for where provisions are required and disclosed the contingent liabilities where applicable, in its financial statements (Refer note 30). The Company does not expect the outcome of these proceedings to have a material adverse effect on its financial results at March 31, 2016.

36 PREVIOUS YEARS FIGURES


The Company has reclassified previous years figures to conform to this years classification .

As per our report of even date

For S R BATLIBOI & CO. LLP

ICAI Firm registration No: 301003E/E300005

Chartered Accountants



per Shrawan Jalan

Partner

Membership No: 102102



Mumbai

Date: 04.05.2016

For and on behalf of the Board of Directors of Aditya Birla Money Mart Limited



B N Puranmalk

Director

DIN : 00007432



Raviraj Sontakke

Company Secretary



Ajay Srinivasan

Director

DIN : 00121181



Pradeep Sharma

Chief Finance Officer

