

INDEPENDENT AUDITOR'S REPORT

To the Members of Aditya Birla Customer Services Limited

Report on the Ind AS Financial Statements

We have audited the accompanying Ind AS financial statements of Aditya Birla Customer Services Limited ("the Company"), which comprise the Balance Sheet as at March 31, 2017, the Statement of Profit and Loss, including the statement of Other Comprehensive Income, the Cash Flow Statement and the Statement of Changes in Equity for the year then ended, and a summary of significant accounting policies.

Management's Responsibility for the Financial Statements

The Company's Board of Directors is responsible for the matters stated in Section 134(5) of the Companies Act, 2013 ("the Act") with respect to the preparation of these Ind AS financial statements that give a true and fair view of the state of affairs (financial position), profit or loss (financial performance including other comprehensive income), cash flows and changes in equity of the Company in accordance with accounting principles generally accepted in India, including the Indian Accounting Standards (Ind AS) specified under section 133 of the Act., read with Rule 7 of the Companies (Accounts) Rules, 2014 and the Companies (Indian Accounting Standards) Rules, 2015, as amended. This responsibility also includes maintenance of adequate accounting records in accordance with the provisions of the Act for safeguarding of the assets of the Company and for preventing and detecting frauds and other irregularities; selection and application of appropriate accounting policies; making judgments and estimates that are reasonable and prudent; and the design, implementation and maintenance of adequate internal financial control that were operating effectively for ensuring the accuracy and completeness of the accounting records, relevant to the preparation and presentation of the Ind AS financial statements that give a true and fair view and are free from material misstatement, whether due to fraud or error.

Auditor's Responsibility

Our responsibility is to express an opinion on these Ind AS financial statements based on our audit. We have taken into account the provisions of the Act, the accounting and auditing standards and matters which are required to be included in the audit report under the provisions of the Act and the Rules made thereunder. We conducted our audit of the standalone Ind AS financial statements in accordance with the Standards on Auditing, issued by the Institute of Chartered Accountants of India, as specified under Section 143(10) of the Act. Those Standards require that we comply with ethical requirements and plan and perform the audit to obtain reasonable assurance about whether the financial statements are free from material misstatement.

An audit involves performing procedures to obtain audit evidence about the amounts and disclosures in the financial statements. The procedures selected depend on the auditor's judgment, including the assessment of the risks of material misstatement of the Ind AS financial statements, whether due to fraud or error. In making those risk assessments, the auditor considers internal financial control relevant to the Company's preparation of the Ind AS financial statements that give a true and fair view in order to design audit procedures that are appropriate in the circumstances. An audit also includes evaluating the appropriateness of accounting policies used and the reasonableness of the accounting estimates made by the Company's Directors, as well as evaluating the overall presentation of the Ind AS financial statements. We believe that the audit evidence we have obtained is sufficient and appropriate to provide a basis for our audit opinion on the Ind AS financial statements.

Opinion

In our opinion and to the best of our information and according to the explanations given to us, the Ind AS financial statements give the information required by the Act in the manner so required and give a true and fair view in conformity with the accounting principles generally accepted in India, of the state of affairs of the Company as at March 31, 2017, its loss including other comprehensive income, its cash flows and the changes in equity for the year ended on that date.

Matter of Emphasis

Without qualifying our opinion, we draw attention to Note 34 to the financial statements. As at March 31, 2017, the Company has accumulated losses of Rs. 2,61,92,43,833 against equity of Rs. 18,00,11,240. These conditions indicate the existence of a material uncertainty that may cast significant doubt about the Company's



S.R. BATLIBOI & CO. LLP

Chartered Accountants

ability to continue as a going concern, which is dependent on establishing profitable operations and obtaining continuing financial support from its shareholders. These mitigating factors have been more fully discussed in Note 34 to the accompanying financial statements, in view of which the financial statements have been prepared under the going concern assumption, and consequently, no adjustments have been made to the carrying values or classification of balance sheet accounts.

Report on Other Legal and Regulatory Requirements

1. As required by the Companies (Auditor's report) Order, 2016 ("the Order") issued by the Central Government of India in terms of sub-section (11) of section 143 of the Act, we give in the Annexure 1 a statement on the matters specified in paragraphs 3 and 4 of the Order.
2. As required by section 143 (3) of the Act, we report that:
 - (a) We have sought and obtained all the information and explanations which to the best of our knowledge and belief were necessary for the purpose of our audit;
 - (b) In our opinion, proper books of account as required by law have been kept by the Company so far as it appears from our examination of those books;
 - (c) The Balance Sheet, Statement of Profit and Loss including the Statement of Other Comprehensive Income, the Cash Flow Statement and Statement of Changes in Equity dealt with by this Report are in agreement with the books of account;
 - (d) In our opinion, the aforesaid Ind AS financial statements comply with the Accounting Standards specified under section 133 of the Act, read with Rule 7 of the Companies (Accounts) Rules, 2014 Companies (Indian Accounting Standards) Rules, 2015, as amended;
 - (e) On the basis of written representations received from the directors as on March 31, 2017, and taken on record by the Board of Directors, none of the directors is disqualified as on March 31, 2017, from being appointed as a director in terms of section 164 (2) of the Act;
 - (f) With respect to the adequacy of the internal financial controls over financial reporting of the Company and the operating effectiveness of such controls, refer to our separate Report in "Annexure 2" to this report;
 - (g) With respect to the other matters to be included in the Auditor's Report in accordance with Rule 11 of the Companies (Audit and Auditors) Rules, 2014, in our opinion and to the best of our information and according to the explanations given to us:
 - i. The Company has disclosed the impact of pending litigations on its financial position in its Ind AS financial statements - Refer Note 38 to the Ind AS financial statements;
 - ii. The Company did not have any long-term contracts including derivative contracts for which there were any material foreseeable losses.
 - iii. There were no amounts which were required to be transferred to the Investor Education and Protection Fund by the Company.
 - iv. As per books of accounts of the Company and as represented by the management of the Company, the Company did not have cash balance as on November 8, 2016 and December 30, 2016 and has no cash dealings during this period- Refer Note 47 to the Ind AS financial statements

For S.R. Batliboi & CO. LLP

Chartered Accountants

ICAI Firm Registration Number: 301003E/E300005



per Shrawan Jalan

Partner

Membership Number: 102102

Place of Signature: Mumbai

Date: April 25, 2017



Annexure 1 referred to in paragraph 1 under the heading "Report on other legal and regulatory requirements" of our report of even date.

Re: Aditya Birla Customer Services Limited

- (i) (a) The Company has maintained proper records showing full particulars, including quantitative details and situation of fixed assets.
- (i) (b) Fixed assets have been physically verified by the management during the year and no material discrepancies were identified on such verification.
- (i) (c) According to the information and explanations given by the management, there are no immovable properties, included in property, plant and equipment/ fixed assets of the company and accordingly, the requirements under paragraph 3(i)(c) of the Order are not applicable to the Company.
 - (ii) The Company's business does not involve inventories and, accordingly, the requirements under paragraph 3(ii) of the Order are not applicable to the Company.
 - (iii) According to the information and explanations given to us, the Company has not granted any loans, secured or unsecured to companies, firms, Limited Liability Partnerships or other parties covered in the register maintained under section 189 of the Companies Act, 2013. Accordingly, the provisions of clause 3(iii)(a), (b) and (c) of the Order are not applicable to the Company and hence not commented upon.
 - (iv) In our opinion and according to the information and explanations given to us, there are no loans, investments, guarantees, and securities given in respect of which provisions of section 185 and 186 of the Companies Act 2013 are applicable and hence not commented upon.
 - (v) The Company has not accepted any deposits within the meaning of Sections 73 to 76 of the Act and the Companies (Acceptance of Deposits) Rules, 2014 (as amended). Accordingly, the provisions of clause 3(v) of the Order are not applicable.
 - (vi) To the best of our knowledge and as explained, the Company is not in the business of sale of any goods. Therefore, in our opinion, the provisions of clause 3(vi) of the Order are not applicable to the Company.
- (vii) (a) Undisputed statutory dues including provident fund, employees' state insurance, income-tax, sales-tax, service tax, duty of custom, duty of excise, value added tax, cess and other statutory dues have not generally been regularly deposited with the appropriate authorities though the delays in deposit have not been serious.
- (vii) (b) According to the information and explanations given to us, no undisputed amounts payable in respect of provident fund, employees' state insurance, income-tax, , service tax, sales-tax, duty of custom, duty of excise, value added tax, cess and other statutory dues were outstanding, at the year end, for a period of more than six months from the date they became payable.
- (vii) (c) According to the information and explanations given to us, there are no dues of income tax, sales-tax, service tax, customs duty, excise duty, value added tax and cess which have not been deposited on account of any dispute.
- (viii) In our opinion and according to the information and explanations given by the management, the Company has not defaulted in repayment of loans or borrowing to a financial institution, bank or government or dues to debenture holders.
- (ix) According to the information and explanations given by the management, the Company has not raised any money way of initial public offer / further public offer / debt instruments) and term loans hence, reporting under clause (ix) is not applicable to the Company and hence not commented upon.
- (x) Based upon the audit procedures performed for the purpose of reporting the true and fair view of the financial statements and according to the information and explanations given by the management, we report that no fraud by the company or no fraud on the company by the officers and employees of the Company has been noticed or reported during the year.



S.R. BATLIBOI & Co. LLP


Chartered Accountants

- (xi) According to the information and explanations given by the management, the managerial remuneration has been paid / provided in accordance with the requisite approvals mandated by the provisions of section 197 read with Schedule V to the Companies Act, 2013.
- (xii) In our opinion, the Company is not a nidhi company. Therefore, the provisions of clause 3(xii) of the order are not applicable to the Company and hence not commented upon.
- (xiii) According to the information and explanations given by the management, transactions with the related parties are in compliance with section 177 and 188 of Companies Act, 2013 where applicable and the details have been disclosed in the notes to the financial statements, as required by the applicable accounting standards.
- (xiv) According to the information and explanations given to us and on an overall examination of the balance sheet, the company has not made any preferential allotment or private placement of shares or fully or partly convertible debentures during the year under review and hence, reporting requirements under clause 3(xiv) are not applicable to the company and, not commented upon.
- (xv) According to the information and explanations given by the management, the Company has not entered into any non-cash transactions with directors or persons connected with him as referred to in section 192 of Companies Act, 2013.
- (xvi) According to the information and explanations given to us, the Company has not registered, under section 45-IA of the Reserve Bank of India Act, 1934, in accordance with Non-Banking Financial Company - Account Aggregator (Reserve Bank) Directions, 2016. The Company through one of the fellow subsidiary Company "ABCAP Trustee Company Limited" (ABCAP) has applied for certificate of registration (COR) with RBI. After obtaining the certificate of registration from RBI, ABCAP would act as an aggregator and the Company would operate as a financial information user in order to comply with the RBI Guidelines (Refer note 41 to the financial statements).

For S.R. Batliboi & Co. LLP

Chartered Accountants

ICAI Firm Registration Number: 301003E/E300005



per Shrawan Jalan

Partner

Membership Number: 102102

Place of Signature: Mumbai

Date: April 25, 2017



ANNEXURE 2 TO THE INDEPENDENT AUDITOR'S REPORT OF EVEN DATE ON THE FINANCIAL STATEMENTS OF ADITYA BIRLA CUSTOMER SERVICES LIMITED

Report on the Internal Financial Controls under Clause (i) of Sub-section 3 of Section 143 of the Companies Act, 2013 ("the Act")

We have audited the internal financial controls over financial reporting of Aditya Birla Customer Services Limited ("the Company") as of March 31, 2017 in conjunction with our audit of the financial statements of the Company for the year ended on that date.

Management's Responsibility for Internal Financial Controls

The Company's Management is responsible for establishing and maintaining internal financial controls based on the internal control over financial reporting criteria established by the Company considering the essential components of internal control stated in the Guidance Note on Audit of Internal Financial Controls Over Financial Reporting issued by the Institute of Chartered Accountants of India. These responsibilities include the design, implementation and maintenance of adequate internal financial controls that were operating effectively for ensuring the orderly and efficient conduct of its business, including adherence to the Company's policies, the safeguarding of its assets, the prevention and detection of frauds and errors, the accuracy and completeness of the accounting records, and the timely preparation of reliable financial information, as required under the Companies Act, 2013.

Auditor's Responsibility

Our responsibility is to express an opinion on the Company's internal financial controls over financial reporting based on our audit. We conducted our audit in accordance with the Guidance Note on Audit of Internal Financial Controls Over Financial Reporting (the "Guidance Note") and the Standards on Auditing as specified under section 143(10) of the Companies Act, 2013, to the extent applicable to an audit of internal financial controls and, both issued by the Institute of Chartered Accountants of India. Those Standards and the Guidance Note require that we comply with ethical requirements and plan and perform the audit to obtain reasonable assurance about whether adequate internal financial controls over financial reporting was established and maintained and if such controls operated effectively in all material respects.

Our audit involves performing procedures to obtain audit evidence about the adequacy of the internal financial controls system over financial reporting and their operating effectiveness. Our audit of internal financial controls over financial reporting included obtaining an understanding of internal financial controls over financial reporting, assessing the risk that a material weakness exists, and testing and evaluating the design and operating effectiveness of internal control based on the assessed risk. The procedures selected depend on the auditor's judgement, including the assessment of the risks of material misstatement of the financial statements, whether due to fraud or error.

We believe that the audit evidence we have obtained is sufficient and appropriate to provide a basis for our audit opinion on the internal financial controls system over financial reporting.

Meaning of Internal Financial Controls Over Financial Reporting

A company's internal financial control over financial reporting is a process designed to provide reasonable assurance regarding the reliability of financial reporting and the preparation of financial statements for external purposes in accordance with generally accepted accounting principles. A company's internal financial control over financial reporting includes those policies and procedures that (1) pertain to the maintenance of records that, in reasonable detail, accurately and fairly reflect the transactions and dispositions of the assets of the company; (2) provide reasonable assurance that transactions are recorded as necessary to permit preparation of financial statements in accordance with generally accepted accounting principles, and that receipts and expenditures of the company are being made only in accordance with authorisations of management and directors of the company; and (3) provide reasonable assurance regarding prevention or timely detection of unauthorised acquisition, use, or disposition of the company's assets that could have a material effect on the financial statements.



S.R. BATLIBOI & CO. LLP

Chartered Accountants

Inherent Limitations of Internal Financial Controls Over Financial Reporting

Because of the inherent limitations of internal financial controls over financial reporting, including the possibility of collusion or improper management override of controls, material misstatements due to error or fraud may occur and not be detected. Also, projections of any evaluation of the internal financial controls over financial reporting to future periods are subject to the risk that the internal financial control over financial reporting may become inadequate because of changes in conditions, or that the degree of compliance with the policies or procedures may deteriorate.

Opinion

In our opinion, the Company has, in all material respects, an adequate internal financial controls system over financial reporting and such internal financial controls over financial reporting were operating effectively as at March 31, 2017, based on the internal control over financial reporting criteria established by the Company considering the essential components of internal control stated in the Guidance Note on Audit of Internal Financial Controls Over Financial Reporting issued by the Institute of Chartered Accountants of India.

For S.R. Batliboi & CO. LLP

Chartered Accountants

ICAI Firm Registration Number: 301003E/E300005



per Shrawan Jalan

Partner

Membership Number: 102102

Place of Signature: Mumbai

Date: April 25, 2017



ADITYA BIRLA CUSTOMER SERVICES LIMITED
(FORMERLY KNOWN AS ADITYA BIRLA CUSTOMER SERVICES PRIVATE LIMITED)

BALANCE SHEET AS AT 31ST MARCH , 2017

in Rs.


	Particulars	Note	As at 31-Mar-2017	As at 31-Mar-2016	As at 1-Apr-2015
I	ASSETS				
(1)	Non-current assets				
	(a) Property, Plant and Equipment	3	2,13,82,452	1,31,59,448	1,78,63,950
	(b) Intangible assets	4	8,59,59,095	7,30,98,923	4,74,80,219
	(c) Intangible assets under development		1,14,73,407	1,51,04,686	94,45,341
	(d) Financial Assets				
	(i) Loans	5	30,41,288	48,48,652	28,33,995
	(e) Other non-current-assets	6	17,40,77,760	14,50,04,688	5,40,37,743
			29,59,34,002	25,12,16,397	13,16,61,248
(2)	Current assets				
	(a) Financial Assets				
	(i) Investments	7	-	-	17,64,02,585
	(ii) Trade receivables	8	5,18,49,028	2,73,54,618	95,25,254
	(iii) Cash and cash equivalents	9	10,44,426	44,886	6,13,599
	(iv) Loans	10	38,15,351	7,77,656	8,85,437
	(b) Current tax assets (net)		41,48,319	12,81,832	7,60,395
	(c) Other current assets	11	1,09,99,782	95,50,237	49,43,370
			7,18,56,906	3,90,09,229	19,31,30,640
	Total assets		36,77,90,908	29,02,25,626	32,47,91,888
II	EQUITY AND LIABILITIES				
(1)	Equity				
	(a) Equity Share capital	12	18,00,11,240	18,00,11,240	16,86,62,710
	(b) Other Equity	13	(1,98,04,02,071)	(1,40,45,25,240)	(78,71,33,563)
	Total equity		(1,80,03,90,831)	(1,22,45,14,000)	(61,84,70,853)
(2)	Non-current liabilities				
	(a) Financial Liabilities				
	(i) Borrowings	14	1,20,00,02,370	1,20,00,01,434	73,84,82,478
	(b) Provisions	15	75,95,721	60,62,464	40,37,119
	(c) Other non current liabilities	16	1,29,61,804	1,42,23,783	74,52,367
			1,22,05,59,895	1,22,02,87,681	74,99,71,964
(3)	Current liabilities				
	(a) Financial Liabilities				
	(i) Borrowings	17	77,38,21,338	9,25,26,917	-
	(ii) Trade and Other Payables	18	13,57,88,472	14,79,48,760	16,19,55,934
	(iii) Other Financial Liabilities	19	1,37,46,395	2,88,36,237	99,73,028
	(b) Other Current Liabilities	20	1,69,64,936	2,06,12,080	1,85,04,746
	(c) Provisions	21	73,00,703	45,27,951	28,57,069
			94,76,21,844	29,44,51,945	19,32,90,777
	Total liabilities		2,16,81,81,739	1,51,47,39,626	94,32,62,741
	Total Equity and Liabilities		36,77,90,908	29,02,25,626	32,47,91,888

Significant Accounting Policies Refer Note :

The accompanying Notes are an integral part of the Financial Statements. 2.1

As per our attached Report of even date
For S R BATLIBOI & CO. LLP
ICAI Firm registration no: 301003E/E300005
Chartered Accountants


For and on behalf of the Board of Directors of
Aditya Birla Customer Services Limited
(Formerly Known as Aditya Birla Customer Services Private Limited)




Per Shrawan Jalan
Partner
Membership No. 102102
Mumbai,
Date: April 25,2017




Gaurav Zutshi
Director
DIN : 07504264



Ajay Srinivasan
Director
DIN : 00121181



Raghuvir Ajwani
Chief Finance Officer



Ja Bind Kumar Sahu
Company Secretary



ADITYA BIRLA CUSTOMER SERVICES LIMITED
(FORMERLY KNOWN AS ADITYA BIRLA CUSTOMER SERVICES PRIVATE LIMITED)

STATEMENT OF PROFIT AND LOSS AND OTHER COMPREHENSIVE INCOME FOR THE YEAR ENDED 31ST MARCH, 2017

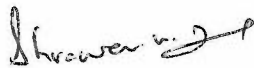
in Rs.

Particulars	Note	Year Ended 31-Mar-17	Year Ended 31-Mar-16
Revenue from Operations	22	11,55,48,379	4,79,79,027
Other Income	23	8,02,066	67,82,360
Total Income		11,63,50,445	5,47,61,387
Expenditure			
Employee benefits expense	24	18,79,45,955	14,36,90,968
Other expenses	25	41,15,55,901	57,05,69,377
Depreciation and amortisation expenses	26	5,20,25,935	4,63,56,755
Finance Cost	27	4,17,29,489	50,07,095
Total Expenses		69,32,57,280	76,56,24,195
Profit Before Exceptional Item and Tax		(57,69,06,835)	(71,08,62,808)
Exceptional Item		-	-
Profit before tax		(57,69,06,835)	(71,08,62,808)
Tax Expenses			
Current Tax		-	-
Deferred Tax		-	-
Profit for the year		(57,69,06,835)	(71,08,62,808)
Other Comprehensive Income Statement			
A (i) Items that will be reclassified to profit or loss			
(ii) Items that will not be reclassified to profit or loss			
Remeasurement gain/(losses) on defined benefit plan		(20,21,410)	1,16,192
(ii) Income tax relating to items that will not be reclassified to profit or loss		-	-
Other Comprehensive Income for the Year		(20,21,410)	1,16,192
Total Comprehensive Income for the Year		(57,89,28,245)	(71,07,46,616)
Basic Earnings per share Rs.	32	(32.05)	(40.58)
Diluted Earnings per share Rs.	32	(32.05)	(40.58)

Significant Accounting Policies Refer Note : 2.1
The accompanying Notes are an integral part of the Financial Statements.

As per our attached Report of even date


For S R BATLIBOI & CO. LLP
ICAI Firm registration no: 301003E/E300005
Chartered Accountants



Per Shrawan Jalan
Partner
Membership No. 102102
Mumbai
Date: April 25, 2017



For and on behalf of the Board of Directors of
Aditya Birla Customer Services Limited
(Formerly Known as Aditya Birla Customer Services Private
Limited)



Gaurav Zutshi
Director
DIN : 07504264



Ajay Srinivasan
Director
DIN : 00121181





Raghuvir Ajwani
Chief Finance Officer



Jaibind Kumar Sahu
Company Secretary

ADITYA BIRLA CUSTOMER SERVICES LIMITED
(FORMERLY KNOWN AS ADITYA BIRLA CUSTOMER SERVICES PRIVATE LIMITED)

Statement of Changes in Equity for the year ended 31st March, 2017

(A) EQUITY SHARE CAPITAL

Particulars	Balance As at 1-Apr-2015	Changes in equity share capital during the year	Balance As at 31-Mar-2016	Changes in equity share capital during the year	Balance As at 31-Mar-2017
Equity Share Capital	16,86,62,710	1,13,48,530	18,00,11,240	-	18,00,11,240

(B) OTHER EQUITY

For the year ended 31 March 2017

in Rs.

Particulars	Reserve and Surplus					Total Equity
	Retained Earnings	General Reserve	Share premium	Debenture Redemption Reserve	Share Option Outstanding Account	
Balance as of April 1, 2016	(2,04,03,15,588)	-	63,20,88,796	-	37,01,552	(1,40,45,25,240)
Loss for the year	(57,69,06,835)	-	-	-	-	(57,69,06,835)
Issue of Shares	-	-	-	-	-	-
Other Comprehensive Income	-	-	-	-	-	-
ESOP Reserve	(20,21,410)	-	-	-	-	(20,21,410)
Total Comprehensive Income:-	(2,61,92,43,833)	-	63,20,88,796	-	30,51,414	30,51,414
Balance as at 31st March, 2017	(2,61,92,43,833)	-	63,20,88,796	-	67,52,966	(1,98,04,02,071)

For the year ended 31 March 2016

in Rs.

Particulars	Reserve and Surplus					Total Equity
	Retained Earnings	General Reserve	Share premium	Debenture Redemption Reserve	Share Option Outstanding Account	
Balance as at 1st April, 2015	(1,32,95,68,972)	-	54,24,35,409	-	-	(78,71,33,563)
Loss for the year	(71,08,62,808)	-	-	-	-	(71,08,62,808)
Issue of Shares	-	-	8,96,53,387	-	-	8,96,53,387
Other Comprehensive Income	-	-	-	-	-	-
ESOP Reserve	1,16,192	-	-	-	-	1,16,192
Total Comprehensive Income:-	(2,04,03,15,588)	-	63,20,88,796	-	37,01,552	37,01,552
Balance as at 31st March, 2016	(2,04,03,15,588)	-	63,20,88,796	-	37,01,552	(1,40,45,25,240)

The accompanying Notes are an integral part of the Financial Statements.

As per our attached Report of even date

For and on behalf of the Board of Directors

For S R BATLIBOI & CO. LLP
ICAI Firm registration no: 301003E/E300005
Chartered Accountants

For and on behalf of the Board of Directors of
Aditya Birla Customer Services Limited
(Formerly Known as Aditya Birla Customer Services)

Shrawan Jalan

Per Shrawan Jalan
Partner
Membership No. 102102
Mumbai
Date: April 25, 2017

Gabrev Zutshi

Gabrev Zutshi
Director
DIN : 07504264

Jay Srinivasan

Jay Srinivasan
Director
DIN : 00121181

Raghuvir Ajwanl

Raghuvir Ajwanl
Chief Finance Officer

Jaibind Kumar Sahu

Jaibind Kumar Sahu
Company Secretary




ADITYA BIRLA CUSTOMER SERVICES LIMITED
(FORMERLY KNOWN AS ADITYA BIRLA CUSTOMER SERVICES PRIVATE LIMITED)

STATEMENT OF CASH FLOWS FOR THE YEAR ENDED 31ST MARCH 2017

in Rs.

Particulars	31-Mar-17	31-Mar-16
Operating Activities		
Loss from Continuing Operations	(57,69,06,835)	(71,08,62,808)
Loss Before Tax	(57,69,06,835)	(71,08,62,808)
Adjustment :		
Amortisation of Subscription income	12,12,188	55,73,213
Employee Stock Option Cost	30,51,414	37,01,553
Depreciation And Amortisation of Property, Plant And Equipment	56,32,205	1,25,68,527
Depreciation And Amortisation of intangible Assets	4,63,93,730	3,37,88,228
Profit on Sale from Current investments	-	(63,11,233)
Provision For Doubtful Debt	79,14,546	5,70,000
interest on income Tax Refund	(66,890)	(47,023)
Notional Interest Income	(7,15,051)	(4,24,104)
Notional Interest Expense	6,35,038	4,63,412
Fixed Asset Written off	8,42,660	-
interest Expenses	4,17,29,489	50,07,095
Operating profit before working capital changes	(47,02,77,506)	(65,59,73,140)
Movements in working capital:		
(Increase) / Decrease in Other Current Assets	(14,49,545)	(46,06,868)
(Increase) / Decrease in Current Tax Assets	12,81,831	8,45,511
(Increase) / Decrease in Current Loans	(36,72,733)	(3,55,631)
(Increase) / Decrease in Trade Receivable	(3,24,08,956)	(1,83,99,364)
(Increase) / Decrease in Other Non Current Assets	(2,90,73,072)	(9,09,66,945)
(Increase) / Decrease in Non Current Loans	18,07,364	(20,14,657)
Increase / (Decrease) in Current Provisions	27,72,752	16,70,882
Increase / (Decrease) in Other Current Liabilities	(48,59,332)	(34,65,879)
Increase / (Decrease) in Other Financial Liability	(1,50,89,842)	1,88,63,209
Increase / (Decrease) in Trade Payable	(1,21,60,288)	(1,40,07,174)
Increase / (Decrease) in Other Non Current Liabilities	(5,46,928)	71,95,520
Increase / (Decrease) in Non Current Provisions	(4,88,153)	21,41,537
Cash generated from / (used in) Operations	(56,41,64,408)	(75,90,72,999)
Tax deducted at source	(41,48,318)	(13,66,948)
interest on income Tax Refund	66,890	47,023
Net Cash Flow used in Operating activities	(56,82,45,836)	(76,03,92,924)
Investing Activities		
Purchase of Tangible Assets	(1,38,55,209)	(78,64,025)
Purchase of intangible Assets	(6,00,96,562)	(5,94,06,932)
(increase)/Decrease in Capital Work in Progress	36,31,279	(56,59,345)
Sale of Current investment	-	18,27,13,818
Net Cash Flow used in investing activities	(7,03,20,492)	10,97,83,516



ADITYA BIRLA CUSTOMER SERVICES LIMITED
(FORMERLY KNOWN AS ADITYA BIRLA CUSTOMER SERVICES PRIVATE LIMITED)

STATEMENT OF CASH FLOWS FOR THE YEAR ENDED 31ST MARCH 2017

in Rs.

Particulars	31-Mar-17	31-Mar-16
Financing Activities		
Proceeds from Issuance of Equity Share Capital	-	10,10,01,917
Proceeds from in Borrowings	67,54,00,000	46,15,18,956
interest on Unsecured Loans	(4,14,62,814)	(50,07,095)
Proceeds of Inter Corporate Deposits	60,76,00,000	-
Repayment of Inter Corporate Deposits	(60,76,00,000)	-
Net Cash Flow used in Financing activities	63,39,37,186	55,75,13,778
Net increase in Cash and Cash Equivalent	(46,29,142)	(9,30,95,630)
Cash And Cash Equivalent at Beginning of The Year	(9,24,82,031)	6,13,599
Cash and cash equivalent at year end	(9,71,11,173)	(9,24,82,031)

For the purpose of the statement of cash flow, cash and cash equivalents comprise the following:

	As at 31-Mar-2017	As at 31-Mar-2016
Balances with Banks		
Current Accounts	10,44,426	44,886
	10,44,426	44,886
Less: Bank Overdraft	(9,81,55,599)	(9,25,26,917)
Balance	(9,71,11,173)	(9,24,82,031)

Significant Accounting Policies Refer Note : 2.1

As per our attached Report of even date

For S R BATLIBOI & CO. LLP

ICAI Firm registration no: 301003E/E300005

Chartered Accountants

Shrawan Jalan

Per Shrawan Jalan

Partner

Membership No. 102102

Mumbai

Date: April 25,2017

For and on behalf of the Board of Directors of

Aditya Birla Customer Services Limited

(Formerly Known as Aditya Birla Customer Services Private Limited)

Gaurav Zutshi

Gaurav Zutshi

Director

DIN : 07504264

Ajay Srinivasan

Ajay Srinivasan

Director

DIN : 00121181



Raghuvir Ajwani

Raghuvir Ajwani

Chief Finance Officer

Jaibind Kumar Sahu

Jaibind Kumar Sahu

Company Secretary



NOTES TO FINANCIAL STATEMENTS FOR THE YEAR ENDED 31ST MARCH, 2017

(1) CORPORATE INFORMATION

Aditya Birla Customer Services Limited (the 'Company') was incorporated on September 11, 2008 under the provisions of Companies Act, 1956. The main object the Company is to provide all kinds of financial services including but not limited to customer interaction, management services and consultancy services.

(2) BASIS OF PREPARATION

The financial statements of the Company have been prepared in accordance with Indian Accounting Standards (Ind AS) notified under the Companies (Indian Accounting Standards) Rules, 2015.

For all periods up to and including the year ended 31 March 2016, the Company has prepared its financial statements in accordance accounting standards notified under the section 133 of the Companies Act 2013, read together with paragraph 7 of the Companies (Accounts) Rules, 2014 (Indian GAAP). These financial statements for the year ended 31 March 2017 are the first the Company has prepared in accordance with Ind AS.

The financial statements have been prepared on a historical cost basis, except for certain financial assets and liabilities measured at fair value. The financial statements are presented in INR .

(2.1) SUMMARY OF SIGNIFICANT ACCOUNTING POLICIES

(a) Use of Estimates :

The preparation of financial statements in conformity with Ind AS requires the management to make judgments, estimates and assumptions that affect the reported amounts of revenues, expenses, assets and liabilities and the disclosure of contingent liabilities, at the end of the reporting period. Although these estimates are based on the management's best knowledge of current events and actions, uncertainty about these assumptions and estimates could result in the outcomes requiring a material adjustment to the carrying amounts of assets or liabilities in future periods.

(b) Current versus non-current classification:

The Company presents assets and liabilities in the balance sheet based on current/ non-current classification. An asset is treated as current when it is:

- 1) Expected to be realised or intended to be sold or consumed in normal operating cycle
- 2) Held primarily for the purpose of trading
- 3) Expected to be realised within twelve months after the reporting period, or
- 4) Cash or cash equivalent unless restricted from being exchanged or used to settle a liability for at least twelve months after the reporting period

All other assets are classified as non-current.

A liability is current when:

- 1) It is expected to be settled in normal operating cycle
- 2) It is held primarily for the purpose of trading
- 3) It is due to be settled within twelve months after the reporting period, or
- 4) There is no unconditional right to defer the settlement of the liability for at least twelve months after the reporting period.

The Company classifies all other liabilities as non-current.

Deferred tax assets and liabilities are classified as non-current assets and liabilities.

The operating cycle is the time between the acquisition of assets for processing and their realisation in cash and cash equivalents. The Company has identified twelve months as its operating cycle.

(c) Fair value measurement

The Company measures financial instruments at fair value at each balance sheet date.

Fair value is the price that would be received to sell an asset or paid to transfer a liability in an orderly transaction between market participants at the measurement date. The fair value measurement is based on the presumption that the transaction to sell the asset or transfer the liability takes place either:

- 1) In the principal market for the asset or liability, or

2) In the absence of a principal market, in the most advantageous market for the asset or liability, the principal or the most advantageous market must be accessible by the Company.

The fair value of an asset or a liability is measured using the assumptions that market participants would use when pricing the asset or liability, assuming that market participants act in their economic best interest.

A fair value measurement of a non-financial asset takes into account a market participant's ability to generate economic benefits by using the asset in its highest and best use or by selling it to another market participant that would use the asset in its highest and best use.

The Company uses valuation techniques that are appropriate in the circumstances and for which sufficient data are available to measure fair value, maximising the use of relevant observable inputs and minimising the use of unobservable inputs.

All assets and liabilities for which fair value is measured or disclosed in the financial statements are categorised within the fair value hierarchy, described as follows, based on the lowest level input that is significant to the fair value measurement as a whole:

- 1) Quoted (unadjusted) market prices in active markets for identical assets or liabilities
- 2) Valuation techniques for which the lowest level input that is significant to the fair value measurement is directly or indirectly observable
- 3) Valuation techniques for which the lowest level input that is significant to the fair value measurement is unobservable.



(d) **PROPERTY, PLANT AND EQUIPMENT :**

(i) Property, Plant And Equipment are stated at cost, less accumulated depreciation and impairment loss, if any. Cost comprises the purchase price and any attributable cost of bringing the asset to its working condition for its intended use. Each part of an item of property, plant and equipment with a cost that is significant in relation to the total cost of the item is depreciated separately. This applies mainly to components for machinery. When significant parts of fixed assets are required to be replaced at intervals, the Company recognizes such parts as individual assets with specific useful lives and depreciates them accordingly. Likewise, when a major inspection is performed, its cost is recognized in the carrying amount of the fixed assets as a replacement if the recognition criteria are satisfied. Any trade discounts and rebates are deducted in arriving at the purchase price.

(ii) Depreciation on Property, Plant And Equipment is provided on Straight Line using the rates arrived at based on the useful lives as specified in the Schedule II of the Companies Act, 2013 or estimated by the management. The Company has used the following useful life to provide depreciation on its fixed assets.

Following rates are used to provide depreciation on Property, Plant And Equipment:-

Assets	Useful Life as prescribed by Schedule II of the Companies Act, 2013	Estimated useful life used by the Company
Furniture and fixtures	10 years	7 years
Computers	3 years	4 years
Office equipments	5 years	4 years

Useful life of assets different from those prescribed in Schedule II has been estimated by management supported by technical assessment.

(iii) Assets costing Rs. 5,000 or less are written off in the year of purchase Useful life of assets different from those prescribed in Schedule II has been estimated by management supported by technical assessment.

(iv) Subsequent expenditure related to an item of fixed asset is added to its book value only if it increases the future benefits from the existing asset beyond its previously assessed standard of performance. All other expenses on existing fixed assets, including day-to-day repair and maintenance expenditure and cost of replacing parts, are charged to the statement of profit and loss for the period during which such expenses are incurred.

(v) The Company has elected to apply previous GAAP carrying amount of its property, plant and equipments as on 1st April 2015 (date of transition to Ind AS) as deemed cost for the purpose of accounting standard Ind AS 16.

(e) **Intangible Fixed Assets :**

Intangible assets are carried at cost less accumulated amortization and accumulated impairment losses, if any cost comprises the purchase price and any attributable cost of bringing the asset to its working condition for its intended use.

Intangible assets, viz. Software are amortised over a period of three financial years. License are amortised over the period of licence or three whichever is earlier.

(f) **Borrowing Costs :**

Borrowing Costs are charged to the Statement of profit and loss in the period in which they are incurred. Borrowing cost includes interest incurred in connection with arrangement of borrowings.

(g) **Revenue Recognition :**

Revenue is recognized to the extent that it is probable that the economic benefits will flow to the Company and the revenue can be reliably measured. The following specific recognition criteria must also be met before revenue is recognized:

Rendering of services

Revenue from rendering of services can be estimated reliably, revenue associated with the transaction shall be recognised by reference to the stage of completion of the transaction at the end of the reporting period. The outcome of a transaction can be estimated reliably when the amount of revenue can be measured reliably, it is probable that the economic benefits associated with the transaction will flow to the entity and the stage of completion of the transaction at the end of the reporting period can be measured reliably.

Interest Income

For all Financial Instruments measured either at amortised cost or at fair value through other comprehensive income, interest income is recorded using the effective interest rate (EIR). EIR is the rate that exactly discounts the estimated future cash payments or receipts over the expected life of the financial instrument or a shorter period, where appropriate, to the gross carrying amount of the financial asset or to the amortised cost of a financial liability. When calculating the effective interest rate, the Company estimates the expected cash flows by considering all the contractual terms of the financial instrument (for example, prepayment, extension, call and similar options) but does not consider the expected credit losses. Interest income is included in other income in the statement of profit and loss.

(h) **Retirement and Other Employee Benefits :**

Retirement benefit in the form of provident fund is a defined contribution scheme. The Company has no obligation, other than the contribution payable to the Provident Fund. The Company recognizes contribution payable to the Provident Fund scheme as an expenditure, when an employee renders the related service. If the contribution payable to the scheme for service received before the balance sheet date exceeds the contribution already paid, the deficit payable to the scheme is recognized as a liability after deducting the contribution already paid. If the contribution already paid exceeds the contribution due of services received before the balance sheet date, then excess is recognized as an asset to the extent that the pre payment will lead to, for example, a reduction in future payment or a cash refund.

The Company operates two defined benefit plans for its employees, viz., gratuity and leave encashment. The costs of providing benefits under these plans are determined on the basis of actuarial valuation at each year-end. Separate actuarial valuation is carried out for each plan using the projected unit credit method. Actuarial gains and losses for both defined benefit plans are recognized in full in the period in which they occur in the statement of profit and loss.



Accumulated leave, which is expected to be utilized within the next 12 months, is treated as short-term employee benefit. The Company measures the expected cost of such absences as the additional amount that it expects to pay as a result of the unused entitlement that has accumulated at the balance sheet date.

The Company treats accumulated leave expected to be carried forward beyond twelve months, as long-term employee benefit for measurement purposes. Such long-term compensated absences are provided for based on the actuarial valuation using the projected unit credit method at the year-end. Actuarial gains/losses are immediately taken to the statement of profit and loss and are not deferred. The Company presents the entire leave as a current liability in the balance sheet, since it does not have an unconditional right to defer its settlement for 12 months after the balance sheet date.

Remeasurements, comprising of actuarial gains and losses, the effect of the asset ceiling, excluding amounts included in net interest on the net defined benefit liability and the return on plan assets (excluding amounts included in net interest on the net defined benefit liability), are recognised immediately in the balance sheet with a corresponding debit or credit to retained earnings through other comprehensive income (OCI) in the period in which they occur. Remeasurements are not reclassified to profit or loss in subsequent periods.

(i) **Income Taxes :**

Tax expense comprises of current and deferred tax. Current income tax is measured at the amount expected to be paid to the tax authorities in accordance with the Income-tax Act, 1961 enacted in India. Deferred tax is provided using the liability method on temporary differences between the tax bases of assets and liabilities and their carrying amounts for financial reporting purposes at the reporting date.

Deferred tax is provided using the liability method on temporary differences between the tax bases of assets and liabilities and their carrying amounts for financial reporting purposes at the reporting date. Deferred tax is provided using the liability method on temporary differences between the tax bases of assets and liabilities and their carrying amounts for financial reporting purposes at the reporting date. Deferred tax is provided using the liability method on temporary differences between the tax bases of assets and liabilities and their carrying amounts for financial reporting purposes at the reporting date. In situations where the Company has unabsorbed depreciation or carry forward tax losses, all deferred tax assets are recognized only if there is reasonable certainty that they can be realized against future taxable profits.

At each balance sheet date the Company re-assesses unrecognized deferred tax assets. It recognizes unrecognized deferred tax assets to the extent that it has become reasonably certain, as the case may be that sufficient future taxable income will be available against which such deferred tax assets can be realized.

(j) **Leases :**

Leases in which the Company does not transfer substantially all the risks and benefits of ownership of the asset are classified as operating leases. Assets subject to operating leases are included in fixed assets. Lease income on an operating lease is recognized in the statement of profit and loss on a straight-line basis over the lease term. Costs, including depreciation, are recognized as an expense in the statement of profit and loss. Initial direct costs such as legal costs, brokerage costs, etc. are recognized immediately in the statement of profit and loss.

(k) **Contingent Liabilities and Provisions :**

Contingent Liabilities

A contingent liability is a possible obligation that arises from past events whose existence will be confirmed by the occurrence or non-occurrence of one or more uncertain future events beyond the control of the Company or a present obligation that is not recognized because it is not probable that an outflow of resources will be required to settle the obligation. A contingent liability also arises in extremely rare cases where there is a liability that cannot be recognized because it cannot be measured reliably. The Company does not recognize a contingent liability but discloses its existence in the financial statements.

Provisions

Provision is recognized when the enterprise has a present obligation as a result of past event and it is probable that an outflow of resources will be required to settle the obligation, in respect of which a reliable estimate can be made. Provisions are not discounted to their present value and are determined based on management estimate required to settle the obligation at the balance sheet date. These are reviewed at each balance sheet date and adjusted to reflect the current management estimates.

(l) **Financial instruments:**

A financial instrument is any contract that gives rise to a financial asset of one entity and a financial liability or equity instrument of another entity.

Financial assets

Initial recognition and measurement:

All financial assets are recognised initially at fair value plus, in the case of financial assets not recorded at fair value through profit or loss, transaction costs that are attributable to the acquisition of the financial asset. Purchases or sales of financial assets that require delivery of assets within a time frame established by regulation or convention in the market place (regular way trades) are recognised on the trade date, i.e., the date that the Company commits to purchase or sell the asset.

Subsequent measurement:

For purposes of subsequent measurement, financial assets are classified in four categories:

- 1) Financial instruments at amortised cost
- 2) Financial instruments at fair value through other comprehensive income (FVTOCI)
- 3) Financial instruments, derivatives and equity instruments at fair value through profit or loss (FVTPL)
- 4) Equity instruments measured at fair value through other comprehensive income (FVTOCI)

Financial instruments at amortised cost

A 'financial instrument' is measured at the amortised cost if both the following conditions are met:

- a) The asset is held within a business model whose objective is to hold assets for collecting contractual cash flows, and
 - b) Contractual terms of the asset give rise on specified dates to cash flows that are solely payments of principal and interest (SPPI) on the principal amount outstanding.
- This category is the most relevant to the Company. After initial measurement, such financial assets are subsequently measured at amortised cost using the effective interest rate (EIR) method. Amortised cost is calculated by taking into account any discount or premium on acquisition and fees or costs that are an integral part of the EIR. The EIR amortisation is included in finance income in the profit or loss. The losses arising from impairment are recognised in the profit or loss. This category generally applies to trade and other receivables.



Financial Instrument at FVTOCI

A 'Financial Instrument' is classified as at the FVTOCI if both of the following criteria are met:

- The objective of the business model is achieved both by collecting contractual cash flows and selling the financial assets, and
- The asset's contractual cash flows represent SPPI.

Financial Instruments included within the FVTOCI category are measured initially as well as at each reporting date at fair value. Fair value movements are recognized in the other comprehensive income (OCI). However, the Company recognizes interest income, impairment losses & reversals and foreign exchange gain or loss in the profit and loss. On derecognition of the asset, cumulative gain or loss previously recognised in OCI is reclassified from the equity to profit and loss. Interest earned whilst holding FVTOCI Financial Instrument is reported as interest income using the EIR method.

Financial Instrument at FVTPL

FVTPL is a residual category for Financial Instruments. Any Financial Instrument, which does not meet the criteria for categorization as at amortized cost or as FVTOCI, is classified as at FVTPL.

In addition, the Company may elect to designate a Financial Instrument, which otherwise meets amortized cost or FVTOCI criteria, as at FVTPL. However, such election is allowed only if doing so reduces or eliminates a measurement or recognition inconsistency (referred to as 'accounting mismatch'). The Company has not designated any Financial Instrument as at FVTPL.

Financial Instruments included within the FVTPL category are measured at fair value with all changes recognized in the profit and loss.

Equity investments

All equity investments in scope of Ind AS 109 are measured at fair value. Equity instruments which are held for trading and contingent consideration recognised by an acquirer in a business combination to which Ind AS103 applies are classified as at FVTPL. For all other equity instruments, the Company may make an irrevocable election to present in other comprehensive income subsequent changes in the fair value. The Company makes such election on an instrument-by-instrument basis. The classification is made on initial recognition and is irrevocable.

If the Company decides to classify an equity instrument as at FVTOCI, then all fair value changes on the instrument, excluding dividends, are recognized in the OCI. There is no recycling of the amounts from OCI to profit and loss, even on sale of investment. However, the Company may transfer the cumulative gain or loss within equity. Equity instruments included within the FVTPL category are measured at fair value with all changes recognized in the profit and loss.

Financial liabilities

Initial recognition and measurement

Financial liabilities are classified, at initial recognition, as financial liabilities at fair value through profit or loss, loans and borrowings, payables, or as derivatives designated as hedging instruments in an effective hedge, as appropriate.

All financial liabilities are recognised initially at fair value and, in the case of loans and borrowings and payables, net of directly attributable transaction costs. The Company's financial liabilities include trade and other payables, loans and borrowings including bank overdrafts.

Subsequent measurement

The measurement of financial liabilities depends on their classification, as described below:

Financial liabilities at fair value through profit or loss

Financial liabilities at fair value through profit or loss include financial liabilities held for trading and financial liabilities designated upon initial recognition as at fair value through profit or loss. Financial liabilities are classified as held for trading if they are incurred for the purpose of repurchasing in the near term. This category also includes derivative financial instruments entered into by the Company that are not designated as hedging instruments in hedge relationships as defined by Ind AS 109. Separated embedded derivatives are also classified as held for trading unless they are designated as effective hedging instruments.

Gains or losses on liabilities held for trading are recognised in the profit or loss.

Financial liabilities designated upon initial recognition at fair value through profit or loss are designated as such at the initial date of recognition, and only if the criteria in Ind AS 109 are satisfied. For liabilities designated as FVTPL, fair value gains/ losses attributable to changes in own credit risk are recognized in OCI. These gains/ loss are not subsequently transferred to profit and loss. However, the Company may transfer the cumulative gain or loss within equity. All other changes in fair value of such liability are recognised in the statement of profit or loss. The Company has not designated any financial liability as at fair value through profit and loss.

Loans and borrowings, Trade Payable

This is the category most relevant to the Company. After initial recognition, interest-bearing loans and borrowings are subsequently measured at amortised cost using the EIR method. Gains and losses are recognised in profit or loss when the liabilities are derecognised as well as through the EIR amortisation process.

Amortised cost is calculated by taking into account any discount or premium on acquisition and fees or costs that are an integral part of the EIR. The EIR amortisation is included as finance costs in the statement of profit and loss.

This category generally applies to borrowings.

Derecognition

A financial liability is derecognised when the obligation under the liability is discharged or cancelled or expires. When an existing financial liability is replaced by another from the same lender on substantially different terms, or the terms of an existing liability are substantially modified, such an exchange or modification is treated as the derecognition of the original liability and the recognition of a new liability. The difference in the respective carrying amounts is recognised in the statement of profit or loss.

(m) Cash and Cash Equivalent :

Cash and cash equivalents for the purposes of cash flow statement comprise cash at bank and in hand and short-term investments with an original maturity of three months or less.

(n) Segment Reporting :

Identification of Segments

The Company's operating businesses are organized and managed separately according to the nature of products and services provided, with each segment representing a strategic business unit that offers different products and serves different markets.

Allocation of common costs

Common allocable costs are allocated to each segment according to the relative contribution of each segment to the total common costs.

Unallocated Items

Unallocated items include general corporate income and expense items which are not allocated to any business segment.

Segment accounting policies

The Company prepares its segment information in conformity with the accounting policies adopted for preparing and presenting the financial statements of the Company as a whole.



(o) **Earnings per Share :**

Basic earnings per share are calculated by dividing the net profit or loss for the period attributable to equity shareholders by the weighted average number of equity shares outstanding during the period. Earnings considered in ascertaining the Company's earnings per share is the net profit for the period after deducting preference dividends and any attributable tax thereto for the period. The weighted average number of equity shares outstanding during the period and for all periods presented is adjusted for events, such as bonus shares, other than the conversion of potential equity shares that have changed the number of equity shares outstanding, without a corresponding change in resources.

For the purpose of calculating diluted earnings per share, the net profit or loss for the period attributable to equity shareholders and the weighted average number of shares outstanding during the period is adjusted for the effects of all dilutive potential equity shares.

(p) **Share-Based Payment :**

Employees of the Company receive remuneration in the form of share-based payments, whereby employees render services as consideration for equity instruments (equity-settled transactions).

Equity-settled transactions :

The cost of equity-settled transactions is determined by the fair value at the date when the grant is made using an appropriate valuation model.

That cost is recognised, together with a corresponding increase in share-based payment (SBP) reserves in equity, over the period in which the performance and/or service conditions are fulfilled in employee benefits expense. The cumulative expense recognised for equity-settled transactions at each reporting date until the vesting date reflects the extent to which the vesting period has expired and the Company's best estimate of the number of equity instruments that will ultimately vest. The statement of profit and loss expense or credit for a period represents the movement in cumulative expense recognised as at the beginning and end of that period and is recognised in employee benefits expense.

(q) **Translation of Foreign Currency Items :**

Transactions in foreign currency are initially recorded at the spot rate of exchange prevailing on the date of transaction. Monetary asset and liabilities denominated in foreign currencies are translated at the functional currency spot rates of exchange.

A exchange difference on settlement or translation of all other monetary items is recognised in the Statement of Profit and Loss. Non-monetary items are measured in terms of historical cost in foreign currency duly translated using the exchange rate at transaction date.

(r) **Cash Flow Statement :**

Cash flows are reported using the indirect method, whereby the net profit before tax is adjusted for the effects of transactions of a non-cash nature, any deferrals or accruals of past or future operating cash receipts or payments and item of income or expenses associated with investing or financing cash flows. The cash flows from operating, investing and financing activities of the Company are segregated.



ADITYA BIRLA CUSTOMER SERVICES LIMITED
(FORMERLY KNOWN AS ADITYA BIRLA CUSTOMER SERVICES PRIVATE LIMITED)

Notes forming part of Financial Statements

NOTE: 3

PROPERTY, PLANT AND EQUIPMENT

Particulars	IT Equipments	Furniture & Fixtures	Office Equipment	TOTAL
Gross Block				
As at 1st April, 2015	1,72,78,868	88,266	4,96,816	1,78,63,950
Additions	69,62,708	2,91,090	6,10,227	78,64,025
Deletions	-	-	-	-
As at 31st March, 2016	2,42,41,576	3,79,356	11,07,043	2,57,27,975
Additions	1,25,36,453	8,44,062	4,74,694	1,38,55,209
Deletions	-	-	-	-
As at 31st March, 2017	3,67,78,029	12,23,418	15,81,737	3,95,83,184
Accumulated Depreciation				
As at 1st April, 2015	-	-	-	-
For the year	1,23,06,856	43,990	2,17,681	1,25,68,527
Deletions	-	-	-	-
As at 31st March, 2016	1,23,06,856	43,990	2,17,681	1,25,68,527
For the year	51,46,757	98,257	3,87,191	56,32,205
Deletions	-	-	-	-
As at 31st March, 2017	1,74,53,613	1,42,247	6,04,872	1,82,00,732
Net Block as at 31st March, 2016	1,19,34,720	3,35,366	8,89,362	1,31,59,448
Net Block as at 31st March, 2017	1,93,24,416	10,81,171	9,76,865	2,13,82,452
Net Block as at 1st April, 2015	1,72,78,868	88,266	4,96,816	1,78,63,950

NOTE: 4

INTANGIBLE ASSETS

Particulars	Software	TOTAL
Gross Block		
As at 1st April, 2015	4,74,80,219	4,74,80,219
Additions	5,94,06,932	5,94,06,932
Deletions	-	-
As at 31st March, 2016	10,68,87,151	10,68,87,151
Additions	6,00,96,562	6,00,96,562
Deletions	9,95,547	9,95,547
As at 31st March, 2017	16,59,88,166	16,59,88,166
Accumulated Depreciation		
As at 1st April, 2015	-	-
For the year	3,37,88,228	3,37,88,228
Deletions	-	-
As at 31st March, 2016	3,37,88,228	3,37,88,228
For the year	4,63,93,730	4,63,93,730
Deletions	1,52,887	1,52,887
As at 31st March, 2017	8,00,29,071	8,00,29,071
Net Block as at 31st March, 2016	7,30,98,923	7,30,98,923
Net Block as at 31st March, 2017	8,59,59,095	8,59,59,095
Net Block as at 1st April, 2015	4,74,80,219	4,74,80,219



ADITYA BIRLA CUSTOMER SERVICES LIMITED
(FORMERLY KNOWN AS ADITYA BIRLA CUSTOMER SERVICES PRIVATE LIMITED)

Notes forming part of Financial Statements

NOTE: 5

Long Term Loans

in Rs.

Particulars	As at 31-Mar-2017	As at 31-Mar-2016	As at 1-Apr-2015
Held at amortised Cost			
Security Deposits			
Unsecured, Considered Good	30,41,288	48,48,652	28,33,995
Unsecured, Considered Doubtful	-	-	-
Less: Provision for Doubtful	-	-	-
	30,41,288	48,48,652	28,33,995

NOTE: 6

Other Non Current Assets

in Rs.

Particulars	As at 31-Mar-2017	As at 31-Mar-2016	As at 1-Apr-2015
VAT, Other Taxes Recoverable, Statutory Deposits and Dues from Government:-			
Unsecured, Considered Good			
- Service Tax Input Credit	16,77,71,440	12,99,94,794	5,25,79,640
- Service tax Refund Receivable	56,22,773	1,31,63,819	-
-Unsecured, Considered Doubtful	88,28,406	-	-
-Less: Provision for doubtful	(88,28,406)	-	-
Deferred Loan Expenses	-	2,35,279	-
Deferred Rent Expenses	5,69,437	12,22,172	7,85,504
Others	10,000	10,000	-
Prepaid Expense	1,04,110	3,78,624	6,72,599
	17,40,77,760	14,50,04,688	5,40,37,743

NOTE: 7

Financial Investments

in Rs.

Particulars	As at 31-Mar-2017	As at 31-Mar-2016	As at 1-Apr-2015
Current			
- Unquoted			
- Financial Investment at fair value at P & L			
- Mutual Fund (1st April 2015 : 7,86,514.001 units)	-	-	17,64,02,585
	-	-	17,64,02,585



ADITYA BIRLA CUSTOMER SERVICES LIMITED
(FORMERLY KNOWN AS ADITYA BIRLA CUSTOMER SERVICES PRIVATE LIMITED)

Notes forming part of Financial Statements

NOTE: 8

Trade Receivables

in Rs.

Particulars	As at 31-Mar-2017	As at 31-Mar-2016	As at 1-Apr-2015
Unsecured, Considered Good	5,18,49,028	2,73,54,618	95,25,254
Unsecured, Considered Doubtful	95,23,916	16,09,370	10,39,370
Total	6,13,72,944	2,89,63,988	1,05,64,624
Less: Provision for doubtful	(95,23,916)	(16,09,370)	(10,39,370)
Balance	5,18,49,028	2,73,54,618	95,25,254

Break up of Trade Receivables:

in Rs.

Particulars	As at 31-Mar-2017	As at 31-Mar-2016	As at 1-Apr-2015
Trade receivables from Others	3,10,76,558	1,62,12,186	93,27,387
Receivables from Related parties	3,02,96,386	1,27,51,802	12,37,237
	6,13,72,944	2,89,63,988	1,05,64,624

NOTE: 9

Cash And Cash Equivalents

in Rs.

Particulars	As at 31-Mar-2017	As at 31-Mar-2016	As at 1-Apr-2015
Balances with Banks			
Current Accounts	10,44,426	44,886	6,13,599
	10,44,426	44,886	6,13,599

There are no amounts due and outstanding to be credited to the Investor Education and Protection Fund as at 31st March, 2017.

For the purpose of the statement of cash flow, cash and cash equivalents comprise the following:

in Rs.

Particulars	As at 31-Mar-2017	As at 31-Mar-2016	As at 1-Apr-2015
Balances with Banks			
Current Accounts	10,44,426	44,886	6,13,599
	10,44,426	44,886	6,13,599
Less: Bank Overdraft	(9,81,55,599)	(9,25,26,917)	-
Balance	(9,71,11,173)	(9,24,82,031)	6,13,599



ADITYA BIRLA CUSTOMER SERVICES LIMITED
(FORMERLY KNOWN AS ADITYA BIRLA CUSTOMER SERVICES PRIVATE LIMITED)

Notes forming part of Financial Statements

NOTE: 10

Short Term Loans

in Rs.

Particulars	As at 31-Mar-2017	As at 31-Mar-2016	As at 1-Apr-2015
Unsecured, Considered Good held at Amortised cost			
Loans and Advances to Related Parties			6,85,437
Others			
Unsecured, Considered Good			
- Advance to Employees	5,88,366	7,77,656	2,00,000
- Security Deposits	32,26,985	-	-
	38,15,351	7,77,656	8,85,437

NOTE: 11

Other Current Assets

in Rs.

Particulars	As at 31-Mar-2017	As at 31-Mar-2016	As at 1-Apr-2015
Prepaid Expenses	24,52,937	25,88,581	32,76,050
Advance to Suppliers			
Unsecured, Considered Good	2,20,000	3,41,519	-
Advance to Vendors	75,61,139	60,00,000	13,58,912
Deferred Loan Expenses	7,719	1,00,249	-
Deferred Rent Expense	7,57,987	5,19,888	3,08,408
	1,09,99,782	95,50,237	49,43,370

NOTE: 12

Equity Share Capital

in Rs.

Particulars	Shares	As at 31-Mar-2017	As at 31-Mar-2016	As at 1-Apr-2015
Authorised:				
Equity Shares of Rs. 10/- each	3,00,00,000	30,00,00,000	30,00,00,000	30,00,00,000
Preference Shares of Rs. 10/- each	1,00,00,000	10,00,00,000	10,00,00,000	10,00,00,000
		40,00,00,000	40,00,00,000	40,00,00,000
Issued:				
EQUITY SHARE CAPITAL				
Equity Shares of Rs. 10/- each	1,80,01,124	18,00,11,240	18,00,11,240	16,86,62,710
		18,00,11,240	18,00,11,240	16,86,62,710
Subscribed and Paid-up:				
EQUITY SHARE CAPITAL				
Equity Shares of Rs. 10/- each, fully paid-up	1,80,01,124	18,00,11,240	18,00,11,240	16,86,62,710
		18,00,11,240	18,00,11,240	16,86,62,710



ADITYA BIRLA CUSTOMER SERVICES LIMITED
(FORMERLY KNOWN AS ADITYA BIRLA CUSTOMER SERVICES PRIVATE LIMITED)

Notes forming part of Financial Statements

1) Reconciliation of the number of shares outstanding at the beginning and at the end of the period

S. No.	Description	As at	As at
		31- Mar- 2017	31- Mar- 2016
		Equity Shares	
1	No of Shares Outstanding at the beginning of the period	1,80,01,124	1,68,66,271
2	Allotment of Shares to Aditya Birla Customer Services Employee Welfare Trust	-	11,34,853
3	No of Shares Outstanding at the end of the period	1,80,01,124	1,80,01,124

2) Terms/Rights Attached to Equity Shares

The Company has only one class of equity shares having a par value of Rs. 10/- per share. Each holder of equity shares is entitled to one vote per share. The Company declares and pays dividend in Indian rupees. The dividend proposed by the Board of Directors is subject to the approval of the shareholders in the Annual General Meeting. In the event of liquidation of the Company, the holders of equity shares will be entitled to receive remaining assets of the Company, after distribution to all preferential holders. The distribution will be in proportion to the number of the equity shares held by the shareholders.

3) Shares in the Company held by each shareholder holding more than 5 per cent shares and the number of shares held are as under:

Sr. No.	Name of Shareholder	As at 31-Mar-2017		As at 31-Mar-2016		As at 1-Apr-2015	
		No of Shares Held	% of Total Paid-up Equity Share Capital	No of Shares Held	% of Total Paid-up Equity Share Capital	No of Shares Held	% of Total Paid-up Equity Share Capital
1	Aditya Birla Financial Services Limited.	1,68,66,271	93.70%	1,68,66,271	93.70%	1,68,66,271	100.00%
2	Aditya Birla Customer Services Employee Welfare Trust	11,34,853	6.30%	11,34,853	6.30%	-	-

Share reserved for issue under option

For details of share reserved for issue under the share based payment plan of the company. Please refer note 39.



ADITYA BIRLA CUSTOMER SERVICES LIMITED
(FORMERLY KNOWN AS ADITYA BIRLA CUSTOMER SERVICES PRIVATE LIMITED)

Notes forming part of Financial Statements

NOTE: 13

Other Equity

in Rs.

Particulars	As at 31-Mar-2017	As at 31-Mar-2016	As at 1-Apr-2015
Retained Earnings			
Opening Balance	(2,04,03,15,588)	(1,32,95,68,972)	(1,32,95,68,972)
Loss for the year	(57,69,06,835)	(71,08,62,808)	-
Other Comprehensive Income	(20,21,410)	1,16,192	-
Closing Balance (A)	(2,61,92,43,833)	(2,04,03,15,588)	(1,32,95,68,972)
Securities Premium :			
Opening Balance	63,20,88,796	54,24,35,409	54,24,35,409
Add : Securities Premium on issue of Shares	-	8,96,53,387	-
Closing Balance (B)	63,20,88,796	63,20,88,796	54,24,35,409
ESOP Reserve :			
Opening Balance	37,01,552	-	-
Add Charge for the Year	30,51,414	37,01,552	-
Closing Balance (C)	67,52,966	37,01,552	-
Total Balance (A+B+C)	(1,98,04,02,071)	(1,40,45,25,240)	(78,71,33,563)

NOTE: 14

Long Term Borrowings

in Rs.

Particulars	As at 31-Mar-2017	As at 31-Mar-2016	As at 1-Apr-2015
Unsecured			
0.001 % CCPS (Number of Shares- 93,91,876)	1,20,00,02,370	1,20,00,01,434	63,74,82,478
Loan from related party			10,10,00,000
	1,20,00,02,370	1,20,00,01,434	73,84,82,478

Compulsorily Convertible Preference Shares (CCPS) :

CCPS carry cumulative dividend @0.001% p.a.

The CCPS so issued are convertible on the occurrence of the earlier of the two events, namely:

(i) at the option of the holder

(ii) on the occurrence of the mandatory conversion event

Optional Conversion : Each CCPS shall be convertible at the option of the holder thereof, at any time by a written notice into such number of Equity Shares, calculated in such manner as mentioned in the Shareholders agreement.

Mandatory Conversion : All of the CCPS shall mandatorily be converted in such manner and into such number of fully paid Equity Shares as mentioned in the agreement, upon the occurrence of listing of the entity.

In the event of liquidation before conversion of CCPS, the holders of the CCPS should be eligible for such claim, calculated in such manner as mentioned in the CCPS agreement.



ADITYA BIRLA CUSTOMER SERVICES LIMITED
(FORMERLY KNOWN AS ADITYA BIRLA CUSTOMER SERVICES PRIVATE LIMITED)

Notes forming part of Financial Statements

NOTE: 15

Long Term Provisions

Particulars	in Rs.		
	As at 31-Mar-2017	As at 31-Mar-2016	As at 1-Apr-2015
Provision for Employee Benefit			
Provision for Gratuity (Refer Note 33)	60,99,323	42,16,893	29,30,531
Provision for Service Laibility (Refer Note 35)	14,96,398	18,45,571	11,06,588
	75,95,721	60,62,464	40,37,119

NOTE: 16

Other Non-Current Liabilities

Particulars	in Rs.		
	As at 31-Mar-2017	As at 31-Mar-2016	As at 1-Apr-2015
Advance Income	1,17,13,137	1,30,13,052	74,52,367
Rent Equalisation Liability	12,48,667	12,10,731	-
	1,29,61,804	1,42,23,783	74,52,367

NOTE: 17

Short- Term Borrowings

Particulars	in Rs.		
	As at 31-Mar-2017	As at 31-Mar-2016	As at 1-Apr-2015
Unsecured			
Bank Overdraft	9,81,55,599	9,25,26,917	-
Short Term Loan	67,56,65,739	-	-
	77,38,21,338	9,25,26,917	-

NOTE: 18

Trade Payables

Particulars	in Rs.		
	As at 31-Mar-2017	As at 31-Mar-2016	As at 1-Apr-2015
TRADE PAYABLES			
- Micro enterprises and small enterprises	-	-	-
- Creditors other than micro enterprises and small enterprises	13,57,88,472	14,79,48,760	16,19,55,934
	13,57,88,472	14,79,48,760	16,19,55,934



ADITYA BIRLA CUSTOMER SERVICES LIMITED
(FORMERLY KNOWN AS ADITYA BIRLA CUSTOMER SERVICES PRIVATE LIMITED)

Notes forming part of Financial Statements

Break up of Trade Payables

in Rs.

Particulars	As at 31-Mar-2017	As at 31-Mar-2016	As at 1-Apr-2015
Trade payables to others	12,75,38,836	12,94,98,722	16,02,01,985
Trade payables to related parties	82,49,636	1,84,50,038	17,53,949
	13,57,88,472	14,79,48,760	16,19,55,934

There are no Micro and Small Enterprises, to whom the Company owes dues, which are outstanding for more than 45 days as at 31st March, 2017, and no interest payment made during the year to any Micro and Small Enterprises. This information as required to be disclosed under the Micro, Small and Medium Enterprises Development Act, 2006, has been determined to the extent such parties have been identified on the basis of information available with the Company.

NOTE: 19

Other Financial Liabilities

in Rs.

Particulars	As at 31-Mar-2017	As at 31-Mar-2016	As at 1-Apr-2015
Payable for Capital Expenditure	1,37,46,395	2,88,36,237	99,73,028
	1,37,46,395	2,88,36,237	99,73,028

NOTE: 20

Other Current Liabilities

in Rs.


Particulars	As at 31-Mar-2017	As at 31-Mar-2016	As at 1-Apr-2015
Current:			
Advance Income	25,85,009	29,90,284	16,68,177
Statutory Dues	1,36,48,487	1,73,40,761	1,58,22,096
Rent Equalisation Liability	7,31,440	2,81,035	10,14,473
	1,69,64,936	2,06,12,080	1,85,04,746

NOTE: 21

Short Term Provisions

in Rs.

Particulars	As at 31-Mar-2017	As at 31-Mar-2016	As at 1-Apr-2015
Provision for Employee Benefit			
Provision for Gratuity (Refer Note 33)	21,78,246	7,88,898	35,639
Provision for Leave Encashment	50,90,617	36,91,562	28,21,430
Provision for Service Liability (Refer Note 35)	31,840	47,491	-
	73,00,703	45,27,951	28,57,069



ADITYA BIRLA CUSTOMER SERVICES LIMITED

(FORMERLY KNOWN AS ADITYA BIRLA CUSTOMER SERVICES PRIVATE LIMITED)

Notes forming part of Financial Statements

NOTE: 22

Revenue from Services

in Rs.

Particulars	Year Ended March 31, 2017	Year Ended March 31, 2016
Subscription Revenue	29,56,372	32,63,153
Transaction Revenue	6,41,45,266	1,35,22,600
Advertisement Revenue	3,59,99,241	3,11,93,274
Professional Fees-Payment Gateway	1,24,47,500	-
	11,55,48,379	4,79,79,027

NOTE: 23

Other Income

in Rs.

Particulars	Year Ended March 31, 2017	Year Ended March 31, 2016
Interest Income at amortised cost:		
Other Interest Income	8,02,066	4,71,127
Net Profit on Sale of Investment at fair values through Profit and Loss	-	63,11,233
	8,02,066	67,82,360

NOTE: 24

Employee Benefits Expenses

in Rs.

Particulars	Year Ended March 31, 2017	Year Ended March 31, 2016
Salaries and Wages	16,87,28,711	12,87,31,077
Contribution to Provident and Other Funds	73,67,097	52,60,958
Employee Stock Option Cost (Refer Note no. 39)	30,51,414	37,01,553
Staff Welfare Expenses	87,98,733	59,97,380
	18,79,45,955	14,36,90,968



ADITYA BIRLA CUSTOMER SERVICES LIMITED
(FORMERLY KNOWN AS ADITYA BIRLA CUSTOMER SERVICES PRIVATE LIMITED)

Notes forming part of Financial Statements

NOTE: 25

Other Expenses

in Rs.


Particulars	Year Ended March 31, 2017	Year Ended March 31, 2016
Support Charges - Software / License	5,38,33,681	3,08,00,447
Rent (Refer Note 29)	1,47,85,161	1,01,45,502
Repairs & Maintenance :		
Others	5,23,69,163	3,72,96,310
Rates and Taxes	90,65,950	15,29,515
Commission	-	2,54,000
Advertisement and Sales Promotion	20,66,52,836	42,95,92,181
Legal and Professional Expenses (Refer Note 25A)	42,29,833	70,22,021
Director's Sitting Fees	5,47,725	6,25,750
Staff recruitment expenses	3,81,641	39,29,351
Call Centre	3,43,55,552	2,55,32,025
License Expenses	74,36,337	62,98,759
Outsource Manpower Expenses	5,96,822	5,31,590
Insurance	9,57,839	11,44,834
Housekeeping and Security	24,64,632	11,63,004
Provision for Bad & Doubtful Debts, Advances and Bad debts written off	79,14,546	5,70,000
Printing and Stationery	3,12,587	2,34,925
Travelling & Conveyance	12,50,608	17,38,247
Communication Expenses	1,08,53,814	89,24,868
Electricity Charges	21,13,989	15,84,113
Bank Charges	23,153	-
Foreign Exchange Loss (Net)	-	5,09,211
Miscellaneous Expenses	8,58,232	11,42,724
Bad Debts	5,51,800	-
	41,15,55,901	57,05,69,377

NOTE: 25A

Payment to Auditors

in Rs.

Particulars	Year Ended March 31, 2017	Year Ended March 31, 2016
As Auditor:		
Audit Fees	12,00,000	9,00,000
Tax Audit Fees	1,00,000	1,00,000
Other Certification	3,00,000	1,00,000
Out of Pocket Expenses	1,60,000	1,09,995
Total Payment to Auditors	17,60,000	12,09,995



ADITYA BIRLA CUSTOMER SERVICES LIMITED
 (FORMERLY KNOWN AS ADITYA BIRLA CUSTOMER SERVICES PRIVATE LIMITED)

Notes forming part of Financial Statements

NOTE: 26
 Depreciation And Amortisation Expenses

in Rs.

Particulars	Year Ended March 31, 2017	Year Ended March 31, 2016
Depreciation of Tangible Assets	56,32,205	1,25,68,527
Amortisation of Intangible Assets	4,63,93,730	3,37,88,228
	5,20,25,935	4,63,56,755

NOTE: 27
 Finance Cost

in Rs.

Particulars	Year Ended March 31, 2017	Year Ended March 31, 2016
Interest Expenses	4,17,29,489	50,07,095
	4,17,29,489	50,07,095



NOTES TO FINANCIAL STATEMENT FOR THE YEAR ENDED 31ST MARCH, 2017

28 Significant accounting judgements, estimates and assumptions

The preparation of the Company financial statements requires management to make judgements, estimates and assumptions that affect the reported amounts of revenues, expenses, assets and liabilities, and the accompanying disclosures, and the disclosure of contingent liabilities. Uncertainty about these assumptions and estimates could result in outcomes that require a material adjustment to the carrying amount of assets or liabilities affected in future periods.

(i) Share-based payments

The Company initially measures the cost of cash-settled transactions with employees using a binomial model to determine the fair value of the liability incurred. Estimating fair value for share-based payment transactions requires determination of the most appropriate valuation model, which is dependent on the terms and conditions of the grant. This estimate also requires determination of the most appropriate inputs to the valuation model including the expected life of the share option, volatility and dividend yield and making assumptions about

(ii) Defined benefit plans (gratuity benefits)

The cost of the defined benefit gratuity plan and other post-employment medical benefits and the present value of the gratuity obligation are determined using actuarial valuations. An actuarial valuation involves making various assumptions that may differ from actual developments in the future. These include the determination of the discount rate, future salary increases and mortality rates. Due to the complexities involved in the valuation and its long-term nature, a defined benefit obligation is highly sensitive to changes in these assumptions. All assumptions are reviewed at each reporting date.

(iii) Property, Plant And Equipment

Estimation of useful life of Property, plant and equipments -Refer Note no. 2.1(d).

29 Leases :

Operating Lease Payments recognised in the Statement of Profit and Loss Account Rs 1,47,85,161 (Previous Year Rs 1,01,45,502)

The Company has taken certain office premises on cancellable and non cancellable operating lease

The future minimum lease rental payments in respect of non cancellable operating lease are as follows :

Particulars	As at 31-Mar- 2017	As at 31-Mar- 2016
Not later than one year	1,64,22,085	1,55,60,736
Later than One year and Not later than five years	2,43,29,967	4,01,37,388
Later than five years	-	-

30 The breakup of Net Deferred Tax Asset arising on account of following timing differences is as under:

Particulars	As at 31-Mar- 2017	As at 31-Mar- 2016	As at 1-Apr- 2015
Deferred Tax Liability			
Depreciation / Amortisation	-	-	1,26,13,921
Gross Deferred Tax Liability	-	-	1,26,13,921
Deferred Tax Asset			
Depreciation / Amortisation	11,64,378	10,09,066	-
Unabsorbed depreciation and carry forward	76,69,27,158	37,47,08,328	37,69,29,070
Expenses allowed on payment basis	41,30,770	26,87,482	17,88,369
Gross Deferred Tax Assets	77,22,22,306	37,84,04,876	37,87,17,439
Deferred tax Asset/(Liability) (net)	77,22,22,306	37,84,04,876	36,61,03,518

Deferred tax asset has been created only to the extent of Deferred tax liability in the absence of Reasonable certainty.

31 Earnings per Share is calculated as under :

Particulars	As at 31-Mar- 2017	As at 31-Mar- 2016
Basic :		
Loss as per Statement of Profit and Loss :	(57,69,06,835)	(71,08,62,808)
Weighted Average number of Outstanding Equity Shares for Basic EPS : -	1,80,01,124	1,75,17,416
Basic EPS	(32.05)	(40.58)



Diluted:		
Net loss as per Statement of Profit and Loss	(57,69,06,835)	(71,08,62,808)
Add: Dividend on CCPS		
Net profit considered for diluted EPS calculation	(57,69,06,835)	(71,08,62,808)
Weighted average number of equity shares considered in calculating diluted earnings per share (b)	3,15,01,969	2,82,05,583
Diluted EPS - (a) / (b)	(18.31)	(25.20)
Diluted earnings per share [Since Diluted EPS (a) / (b) is anti dilutive, effect of the same has not been considered while calculating diluted earnings per share. Thus basic earnings per share are considered to be diluted earnings per share].	(32.05)	(40.58)

32 Segmental Reporting

The segment reporting format is determined to be business segments as the company's risks and returns are predominantly affected by the differences in products and services produced. The Company's operating business are organized and managed separately according to the nature of products and services provided, with each segment representing a strategic business unit that offers different products.

The 'Subscription' segment is engaged in Online Subscription and Sale of Prepaid Subscription Kits to Customers. Transaction Revenue includes the Revenue sharing from Transactions done on the online platform.

The 'Advertisement' segment is engaged in deriving income from various Mutual Funds / other companies from sale of space to on the Website. The 'Payment Gateway' segment is towards the support services for development of software.

33 Retirement Benefits :

Defined Benefit plan :

The company operates defined benefit plan, viz., gratuity for its employees. Under the Gratuity plan, every employee who has completed atleast five years of service gets a gratuity on departure @ 15 days of last drawn salary for each completed year of service. The Scheme is nonfunded.

The following tables summarise the components of net benefit expense recognised in Statement of Profit and Loss and the funded status and the amounts recognised in the Balance Sheet for the respective plans:-

Statement of Profit and Loss

Net Employee Benefit Expense recognized in the Employee Cost

Particulars	Gratuity	
	31-Mar-17	31-Mar-16
Current service cost	16,45,739	11,81,026
Interest cost on obligation	3,80,170	2,37,800
Net Actuarial (Gain) / Loss recognised	-	-
Expense recognised in Statement of Profit and Loss	20,25,909	14,18,826

Balance Sheet

Benefit Asset / Liability

Particulars	Gratuity	
	31-Mar-17	31-Mar-16
Present Value of Defined Benefit Obligation	82,77,569	50,05,792
Fair Value of Plan Assets	-	-
Plan (Asset) / Liability	82,77,569	50,05,792

Changes in the present value of the Defined Benefits Obligation are as follows :

Particulars	Gratuity	
	31-Mar-17	31-Mar-16
Opening Defined Benefit Obligation	50,05,792	29,66,170
Liability in respect of Employees transferred	-	5,86,492
Current service cost	16,45,739	11,81,026
Interest Cost	3,80,170	2,37,800
Benefits paid	(3,43,632)	-
Actuarial (gains) / losses on obligation	15,89,500	34,304
Closing Defined Benefit Obligation	82,77,569	50,05,792
Profit and loss		
Other comprehensive income - remeasurement gain/losses		
Experience Adjustment	11,76,401	(1,95,281)
Demographic Assumptions	-	(93,545)
Financial Assumption	4,13,099	3,23,130



NOTES TO FINANCIAL STATEMENT FOR THE YEAR ENDED 31ST MARCH, 2017

The principal assumptions used in determining Gratuity and Leave Encashment obligations for the company's plans are shown below:

	31-Mar-17	31-Mar-16
Discount rate	6.70%	7.60%
Salary growth	7.00%	7.00%

The details of the Company's defined benefit plans in respect of Holding Company owned Provident Fund Trust -

Particulars	31-Mar-17	31-Mar-16
Contribution to Holding Company owned Provident Fund	48,26,435	30,25,420

Defined Contribution Plan :

The Company has recognized the following amounts as expenses and included in Note 17 in "Contribution to Provident and Other Funds"-

Particulars	31-Mar-17	31-Mar-16
Contribution to Pension Fund	21,16,328	12,19,343

Gratuity Plan

A quantitative sensitive analysis for significant assumptions as on 31st March 2017 is as shown below:-

Assumptions	31-Mar-17		31-Mar-17	
	Discount rate		Salary Growth	
	0.50 % Increase	0.50% Decrease	0.50 % Increase	0.50% Decrease
Impact of defined benefit obligation	80,42,440	85,27,323	85,25,965	80,41,486

Assumptions	31-Mar-17		31-Mar-17	
	Attrition rate		Mortality rate	
	50 % Increase	50% Decrease	10 % Increase	10% Decrease
Impact of defined benefit obligation	75,09,900	98,96,127	82,85,118	82,69,987

A quantitative sensitive analysis for significant assumptions as on 31st March 2016 is as shown below:-

Assumptions	31-Mar-16		31-Mar-16	
	Discount rate		Salary Growth	
	0.50 % Increase	0.50% Decrease	0.50 % Increase	0.50% Decrease
Impact of defined benefit obligation	48,74,948	51,44,134	51,34,485	48,82,849

Assumptions	31-Mar-16		31-Mar-16	
	Attrition rate		Mortality rate	
	50 % Increase	50% Decrease	10 % Increase	10% Decrease
Impact of defined benefit obligation	49,18,318	50,88,646	50,06,267	50,05,316

34 The Company has accumulated losses of Rs.2,61,92,43,833 (Previous year Rs.2,04,03,15,588) as at the balance sheet date, resulting in a complete erosion of company's Net Worth. However, the company has been able to meet its obligations in the ordinary course of business and considering the financial support received and also the Letter of Support received from Aditya Birla Nuvo Limited (Ultimate Holding Company) these financial statements have been prepared assuming that the company will continue as a going concern.

35 Provision for service liability is recognised for the future services to be provided to the Subscribers. it is recognised on the basis of customer life cycle management cost. The table below gives information about movement in Service Liability provisions.

Particulars	31-Mar-17	31-Mar-16	31-Mar-15
At the beginning of the	18,93,063	11,06,588	3,55,790
Arising during the year	1,04,832	8,14,763	9,66,208
Utilised during the year	(4,69,657)	(28,288)	(2,15,410)
Balance	15,28,238	18,93,063	11,06,588

36 There are no contingent liabilities as at March 31, 2017 (Previous Year: Nil).

36A Estimated amount of contracts remaining to be executed on on capital account and not provided for (net of advances) Rs Nil (Previous year Rs Nil).



NOTES TO FINANCIAL STATEMENT FOR THE YEAR ENDED 31ST MARCH, 2017

- 37 Details of dues to micro and small enterprises as defined under MSMED Act, 2006
Based on current information/confirmations available with the Company, no amounts have fallen due for payment to suppliers who are registered under the Micro Small and Medium Enterprise Development Act, 2006 as at March 31, 2017.
- 38 The Company's pending litigations comprise of claims against the Company proceedings pending with Tax authorities. The Company has reviewed all its pending litigations and proceedings and has adequately provided for where provisions are required and disclosed the contingent liabilities where applicable, in its financial statements (Refer Note 36) . The Company does not expect the outcome of these proceedings to have a material adverse effect on its financial results at March 31, 2017
- 39 The Company has ABCSL Employee Stock Option Scheme – 2015 (ABCSL ESOP Scheme – 2015). The objective of the Employee Stock Option Scheme is to attract and retain talent and align the interest of employees with the Company as well as to motivate them to contribute to its growth and profitability. In accordance with the Guidance Note on Accounting for Employee Share-based Payments, the cost of equity-settled transactions is measured using the Intrinsic Value method . The cumulative expense to be recognized for equity-settled transactions at each reporting date until the vesting date will reflect the extent to which the vesting period has expired and the company's best estimate of the number of equity instruments that will ultimately vest. The expense or credit to be recognized in the statement of profit and loss for a period to represent the movement in cumulative expense recognized as at the beginning and end of that period and is to be recognized in employee benefits expense.

The ABCSL - ESOP Scheme - 2015 provides that the total number of options granted there under will be 1,134,853 equity shares and to follow the Fair Value method for valuation of the Options. Each option, on exercise, is convertible into one equity share of the Company having face value of Rs. 10 each. Subsequently, the Nomination and Remuneration Committee of the Board of Directors on September 4, 2015 has granted 9,00,618 stock options to its eligible employees under the ABCSL ESOP Scheme – 2015 at an exercise price of Rs. 89/-. The Exercise Price was based on the Fair value method arrived at as per valuation report issued by Independent Valuer.

Movement of Options granted under ABCSL ESOP Scheme 2015 is as under

Particulars	31-Mar-17	31-Mar-17	31-Mar-16	31-Mar-16
	Number	WAEP	Number	WAEP
Outstanding as on April 1	7,98,884	Rs. 20.74	-	-
Granted during the year	-	-	9,00,618	Rs. 20.74
Forfeited during the year	(2,66,597)	-	(1,01,734)	Rs. 20.74
Exercised during the year	-	-	-	-
Expired during the year	-	-	-	-
Outstanding as on March 31	5,32,287	-	7,98,884	-

The vesting period in respect of the options granted under ABCSL ESOP Scheme – 2015 is as follows:

Vesting Dates	% of options that shall vest
Options shall vest at one go-bullet vesting at the end of March 2018 or such time period as may be determined by the	100% of the grant more specifically specified in the ESOP Scheme

The fair value of the options on the date of grant has been done by an independent valuer using Black-Scholes Formula.
The key assumptions are as under :

Variables	31-Mar-17	31-Mar-16
Volatility	0%	0%
Risk free rate	7.83%	7.83%
Expected life	6 years	6 years
Dividend yield	0%	0%
Vesting schedule	100%	100%
Weighted average fair value	Rs 20.74	Rs 20.74

- 40 The Company has a process whereby periodically all long term contracts are assessed for material foreseeable losses. At the year end, the Company did not have any long-term contracts including derivative contracts for which there were any material foreseeable losses need to be provided as required under any law / accounting standards
- 41 The Reserve Bank of India ('RBI') had issued the Non-Banking Financial Company - Account Aggregator (Reserve Bank) Directions, 2016 (the directions) on September 2, 2016 and vide notification issued by the RBI published in the Gazette of India (Part III—Sec 4) on November 26, 2016 (together referred to as "RBI Guidelines"). Accordingly, the Company through one of the fellow subsidiary Company "ABCAP Trustee Company Limited" (ABCAP) has applied for certificate of registration (COR) with RBI. After obtaining the certificate of registration from RBI, ABCAP will act as an aggregator and the Company will operate as a financial information user in order to comply with the RBI Guidelines.



ADITYA BIRLA CUSTOMER SERVICES LIMITED
(FORMERLY KNOWN AS ADITYA BIRLA CUSTOMER SERVICES PRIVATE LIMITED)

NOTES TO FINANCIAL STATEMENT FOR THE YEAR ENDED 31ST MARCH, 2017

42 Fair Values

in Rs.

	Carrying Value			Fair Value		
	31-Mar-2017	31-Mar-2016	1-Apr-2015	31-Mar-2017	31-Mar-2016	1-Apr-2015
Financial Assets						
Investments (unquoted)	-	-	17,64,02,585	-	-	17,64,02,585
Security Deposits	62,68,273	48,48,652	28,33,995	54,47,831	43,88,122	26,71,834
Total	62,68,273	48,48,652	17,92,36,580	54,47,831	43,88,122	17,90,74,419

in Rs.

	Carrying Value			Fair Value		
	31st March 2017	31st March 2016	01st April 2015	31st March 2017	31st March 2016	01st April 2015
Financial Liabilities						
Borrowings						
Compulsory Convertible Cumulative Preference Shares	1,20,00,02,370	1,20,00,01,434	63,74,82,478	1,20,00,02,370	1,20,00,01,434	63,74,82,478
Total	1,20,00,02,370	1,20,00,01,434	63,74,82,478	1,20,00,02,370	1,20,00,01,434	63,74,82,478

The management assessed that other assets and liabilities other than those disclosed above approximate their carrying amounts largely due to the short-term maturities of these instruments.

The fair value of the financial assets and liabilities is included at the amount at which the instrument could be exchanged in a current transaction between willing parties, other than in a forced or liquidation sale. The following methods and assumptions were used to estimate the fair values:

- ▶ The fair values of the unquoted Mutual Fund have been estimated using NAV of the Balance sheet date .
- ▶ The fair values of the company's interest-bearing borrowings and loans are determined by using DCF method using discount rate that reflects the issuer's borrowing rate as at the end of the reporting period.

43 Fair value hierarchy

The following table provides the fair value measurement hierarchy of the Company's assets and liabilities which are measured in Fair value. Quantitative disclosures fair value measurement hierarchy for assets as at 1st April 2015:

in Rs.

Particulars	Date of Valuation	Fair Value Measurement Using			
		Total	Quoted prices in active markets (Level 1)	Significant observable inputs (Level 2)	Significant unobservable inputs (Level 3)
Assets/Liability Measured As Fair Value as at 1st April 2015:-					
Investments	01-Apr-15	17,64,02,585	-	17,64,02,585	-
Security Deposits	01-Apr-15	26,71,834	-	-	26,71,834
Compulsory Non Convertible Cumulative Preference Shares	01-Apr-15	63,74,82,478	-	-	63,74,82,478
Assets/Liability Measured As Fair Value as at 31st March 2016:-					
Security Deposits	31-Mar-16	43,88,122	-	-	43,88,122
Compulsory Non Convertible Cumulative Preference Shares	31-Mar-16	1,20,00,01,434	-	-	1,20,00,01,434
Assets/Liability Measured As Fair Value as at 31st March 2017:-					
Security Deposits	31-Mar-17	54,47,831	-	-	54,47,831
Compulsory Non Convertible Cumulative Preference Shares	31-Mar-17	1,20,00,02,370	-	-	1,20,00,02,370

44 First Time Adoption of Ind AS

These financial statements, for the year ended 31 March 2017, are the first the Company has prepared in accordance with Ind AS. For periods up to and including the year ended 31 March 2016, the Company prepared its financial statements in accordance with accounting standards notified under section 133 of the Companies Act 2013, read together with paragraph 7 of the Companies (Accounts) Rules, 2014 (Indian GAAP).

Accordingly, the Company has prepared financial statements which comply with Ind AS applicable for periods ending on 31 March 2017, together with the comparative period data as at and for the year ended 31 March 2016, as described in the summary of significant accounting policies. In preparing these financial statements, the Company's opening balance sheet was prepared as at 1 April 2015, the Company's date of transition to Ind AS. This note explains the principal adjustments made by the Company in restating its Indian GAAP financial statements, including the balance sheet as at 1 April 2015 and the financial statements as at and for the year ended 31 March 2016.



ADITYA BIRLA CUSTOMER SERVICES LIMITED


(FORMERLY KNOWN AS ADITYA BIRLA CUSTOMER SERVICES PRIVATE LIMITED)

DISCLOSURES AS REQUIRED BY INDIAN ACCOUNTING STANDARD (Ind AS) 101 FIRST TIME ADOPTION OF INDIAN ACCOUNTING STANDARDS

Reconciliation of equity as at April 1, 2015

in Rs.

	Particulars	Notes	Indian GAAP	Adjustments	Ind AS
I	ASSETS				
(1)	Non-current assets				
	(a) Property, Plant and Equipment		178,63,950	-	178,63,950
	(b) Intangible assets		474,80,219	-	474,80,219
	(c) Intangible assets under development		94,45,341	-	94,45,341
	(d) Financial Assets				
	(i) Loans and advances	4	39,84,288	(11,50,293)	28,33,995
	(e) Other non-current-assets	4	532,52,239	7,85,504	540,37,743
			1320,26,037	(3,64,789)	1316,61,248
(2)	Current assets				
	(a) Inventories		-	-	-
	(b) Financial Assets				
	(i) Investments		1749,32,747	14,69,838	1764,02,585
	(ii) Trade and other receivables		95,25,254	-	95,25,254
	(iii) Cash and cash equivalents		6,13,599	-	6,13,599
	(iv) Loans and Advances		8,85,437	-	8,85,437
	(c) Current tax assets (net)		7,60,395	-	7,60,395
	(d) Other current assets	4	46,34,962	3,08,408	49,43,370
			1913,52,394	17,78,246	1931,30,640
			3233,78,431	14,13,457	3247,91,888
	Total assets				
II	EQUITY AND LIABILITIES				
(1)	Equity				
	(a) Equity Share capital		2185,55,680	(498,92,970)	1686,62,710
	(b) Other Equity	1-5	(1918,36,470)	(5952,97,093)	(7871,33,563)
	Total equity		267,19,210	(6451,90,063)	(6184,70,853)
(2)	Non-current liabilities				
	(a) Financial Liabilities				
	(i) Borrowings		1010,00,000	6374,82,478	7384,82,478
	(b) Provisions		40,37,119	-	40,37,119
	(c) Other non current liabilities	3	-	74,52,367	74,52,367
			1050,37,119	6449,34,845	7499,71,964
(3)	Current liabilities				
	(a) Financial Liabilities				
	(i) Borrowings		-	-	-
	(ii) Trade and Other Payables	1	1619,55,436	498	1619,55,934
	(iii) Other Financial Liabilities		99,73,028	-	99,73,028
	(b) Other Current Liabilities	3	168,36,569	16,68,177	185,04,746
	(c) Provisions		28,57,069	-	28,57,069
			1916,22,102	16,68,675	1932,90,777
	Total liabilities		2966,59,221	6466,03,520	9432,62,741
	Total Equity and Liabilities		3233,78,431	14,13,457	3247,91,888



ADITYA BIRLA CUSTOMER SERVICES LIMITED
(FORMERLY KNOWN AS ADITYA BIRLA CUSTOMER SERVICES PRIVATE LIMITED)

DISCLOSURES AS REQUIRED BY INDIAN ACCOUNTING STANDARD (Ind AS) 101 FIRST TIME ADOPTION OF INDIAN ACCOUNTING STANDARDS :-

Notes to the reconciliation of equity as at April 1, 2015

1 Interest Expense

Interest expenses on Convertible Preference Shares has been recognised in retained earnings during the year ended 31st March, 2015. Interest Expense of Rs. 498 is recognised in profit and loss account and same has shown under long term borrowing in Financial liability.

2 Defined benefit obligation

Both under Indian GAAP and Ind AS, the Company recognised costs related to its post-employment defined benefit plan on an actual basis. Under Indian GAAP, the entire cost, including actuarial gains and losses, are charged to profit and loss. Under Ind AS, remeasurements (comprising of actuarial gains and losses, the effect of the asset ceiling, excluding amounts included in net interest on the net defined benefit liability and the return on plan assets excluding amounts included in net interest on the net defined benefit liability) are recognised in balance sheet through other comprehensive income. Thus, employee benefits expense is reduced by Rs. 8,62,203 and is recognised in retained earnings as on April 1, 2015.

3 Other Current liabilities

Under Indian GAAP, the company has recognised subscription income in profit and loss. Under IND AS, Subscription income received is recognised over the period of subscription and transferred to income received in advance under Other current liability. Due to amortisation of subscription income, The retained earnings as on April 1, 2015 has reduced by INR 91,20,544

4 Security Deposits

Under Indian GAAP, The Company had classified security deposit as long term loans and advances. IND AS requires security deposits to be valued at Present value using discount rate and difference should be transferred to deferred rent expenses. The Company has recognised Rs. 4,38,604 as rent expenses and National interest income of Rs. 3,82,223 on security deposit in retained earnings as on April 1, 2015.

5 Convertible Preference Shares

The Company has issues Convertible redeemable preference shares. The preference shares carry fixed cumulative dividend which is non-discretionary. Under Indian GAAP, the preference shares were classified as equity. Under Ind AS, convertible preference shares are recognised in borrowings as liability components. Thus the preference share capital is reduced by INR 63,74,82,478.



ADITYA BIRLA CUSTOMER SERVICES LIMITED
(FORMERLY KNOWN AS ADITYA BIRLA CUSTOMER SERVICES PRIVATE LIMITED)

DISCLOSURES AS REQUIRED BY INDIAN ACCOUNTING STANDARD (Ind AS) 101 FIRST TIME ADOPTION OF INDIAN ACCOUNTING STANDARDS

Reconciliation of equity as at 31 March 2016

in Rs.

	Particulars	Notes	Indian GAAP	Adjustments	Ind AS
	ASSETS				
(1)	Non-current assets				
	(a) Property, Plant and Equipment		131,59,448	-	131,59,448
	(b) Capital work-in-progress		-	-	-
	(c) Intangible assets		730,98,923	-	730,98,923
	(d) Intangible assets under development		151,04,686	-	151,04,686
	(e) Financial Assets				
	(i) Loans	6	66,80,268	(18,31,616)	48,48,652
	(f) Other non-current-assets	6	1435,47,237	14,57,451	1450,04,688
			2515,90,562	(3,74,165)	2512,16,397
(2)	Current assets				
	(a) Financial Assets				
	(i) Trade and other receivables		273,54,618	-	273,54,618
	(ii) Cash and cash equivalents		44,886	-	44,886
	(iii) Loans	7	11,19,317	(3,41,661)	7,77,656
	(b) Current tax assets (net)		12,81,832	-	12,81,832
	(c) Other current assets	6,7	89,30,100	6,20,137	95,50,237
			387,30,753	2,78,476	390,09,229
	Total assets		2903,21,315	(95,689)	2902,25,626
	EQUITY AND LIABILITIES				
(1)	Equity				
	(a) Equity Share capital		2739,30,000	(939,18,760)	1800,11,240
	(b) Other Equity	1-8	(2836,53,121)	(11208,72,119)	(14045,25,240)
	Total equity		(97,23,121)	(12147,90,879)	(12245,14,000)
(2)	Non-current liabilities				
	(a) Financial Liabilities				
	(i) Borrowings	1	-	12000,01,434	12000,01,434
	(b) Provisions		60,62,464	-	60,62,464
	(c) Other non current liabilities	3	19,66,173	122,57,610	142,23,783
			80,28,637	12122,59,044	12202,87,681
(3)	Current liabilities				
	(a) Financial Liabilities				
	(i) Borrowings		925,26,917	-	925,26,917
	(ii) Trade and Other Payables		1479,48,760	-	1479,48,760
	(iii) Other Financial Liabilities		288,36,237	-	288,36,237
	(b) Other Current Liabilities	3	181,75,934	24,36,146	206,12,080
	(c) Provisions		45,27,951	-	45,27,951
			2920,15,799	24,36,146	2944,51,945
	Total liabilities		3000,44,436	12146,95,190	15147,39,626
	Total Equity and Liabilities		2903,21,315	(95,689)	2902,25,626



Reconciliation of profit or loss for the year ended 31 March 2016


Particulars	Notes	Indian GAAP	Adjustments	Ind AS
Revenue from Operations	3	5,35,52,240	(55,73,213)	4,79,79,027
Other Income	5	78,28,092	(10,45,732)	67,82,360
Total Income		6,13,80,332	(66,18,945)	5,47,61,387
Expenditure				
Employee benefits expense	2,4	13,98,19,058	38,71,910	14,36,90,968
Other expenses	6	57,01,60,131	4,09,246	57,05,69,377
Depreciation and amortisation expenses		4,63,56,755	-	4,63,56,755
Finance Cost	1	50,06,155	940	50,07,095
Total Expenses		76,13,42,099	42,82,096	76,56,24,195
Profit Before Exceptional Item and Tax		(69,99,61,767)	(1,09,01,041)	(71,08,62,808)
Exceptional Item		-	-	-
Profit before tax		(69,99,61,767)	(1,09,01,041)	(71,08,62,808)
Tax Expenses				
Current Tax		-	-	-
Deferred Tax		-	-	-
Profit for the year		(69,99,61,767)	(1,09,01,041)	(71,08,62,808)
Other Comprehensive Income Statement				
(ii) Items that will not be reclassified to profit or loss				
Remeasurement gain/(losses) on defined benefit plan	5	-	1,16,192	1,16,192
Total Comprehensive Income for the Year		(69,99,61,767)	(1,07,84,849)	(71,07,46,616)

Reconciliation of Total Equity for the year ended 31 March 2016

Particulars	As at	As at
	31-Mar-2016	1-Apr-2015
Total Equity as per Previous Indian GAAP	(97,23,121)	2,67,19,210
Add/ (Less) - Ind AS Adjustments:-		
Compulsorily Convertible preference shares (CCPS)	(9,39,18,760)	(4,98,92,970)
Security Premium on CCPS	(1,10,60,81,237)	(58,75,89,508)
Retained Earning Adjustment:-		
Advance Income	(1,46,93,755)	(76,50,707)
Notional Income	8,06,327	3,82,223
Employee Benefit Expenses	(54,166)	-
Notional Expenses	(8,47,851)	(4,38,603)
Finance Cost	(1,437)	(498)
Sub-total	(1,21,47,90,879)	(64,51,90,063)
Total Equity for the period as per Ind AS	(1,22,45,14,000)	(61,84,70,853)

Reconciliation of Net Profit for the year ended 31 March 2016

Particulars	As at
	31-Mar-2016
Profit / (Loss) after Tax as per Previous Indian GAAP	(69,99,61,767)
Add/ (Less) - Ind AS Adjustments	
(i) Deferment of Subscription Income	(55,73,212)
(ii) ESOP Cost account based on fair valuation of the option	(37,01,552)
(iii) Others	(40,250)
(iv) MTM income on Investment	(14,69,835)
(v) Employee Benefit Expenses	(1,16,192)
Sub-total	(1,09,01,041)
Profit / (Loss) after Tax for the period as per Ind AS	(71,08,62,808)



ADITYA BIRLA CUSTOMER SERVICES LIMITED
(FORMERLY KNOWN AS ADITYA BIRLA CUSTOMER SERVICES PRIVATE LIMITED)

DISCLOSURES AS REQUIRED BY INDIAN ACCOUNTING STANDARD (Ind AS) 101 FIRST TIME ADOPTION OF INDIAN ACCOUNTING STANDARDS :-

Footnotes to the reconciliation of equity as at 31st March, 2016

1 Interest Expenses

Interest expenses on Compulsorily Convertible Preference Shares has been recognised in retained earnings during the year ended 31st March, 2016. Interest Expense of Rs. 939 is recognised in profit and loss account and same has shown under long term borrowing in Financial liability.

2 Defined benefit obligation

Both under Indian GAAP and Ind AS, the Company recognised costs related to its post-employment defined benefit plan on an actual basis. Under Indian GAAP, the entire cost, including actuarial gains and losses, are charged to profit and loss. Under Ind AS, remeasurements comprising of actuarial gains and losses, the effect of the asset ceiling, excluding amounts included in net interest on the net defined benefit liability and the return on plan assets excluding amounts included in net interest on the net defined benefit liability] are recognised in balance sheet through other comprehensive income. Thus, employee benefits expense is reduced by Rs. 1,16,192 and is recognised in other comprehensive income during the year ended 31st March, 2016.

3 Other Current liabilities

Under Indian GAAP, The company has recognised Subscription income in profit and loss. Under IND AS, Subscription income received is recognised over the period of subscription and transferred to Income received in advance under Other current liability. The Subscription income recognised for the year ended 31st March 2016 has reduced by INR 55,73,213.

4 Share Based Payment

Under Indian GAAP, the Company recognised only the intrinsic value for the Employee stock option plan as an expense. Ind AS requires the fair value of the share options to be determined using an appropriate pricing model recognised over the vesting period. An additional expense of Rs. 37,01,532 has been recognised in profit or loss for the year ended 31 March 2016.

5 Other comprehensive income

Under Indian GAAP, the actuarial loss only defined benefit plan is charged to profit and loss account. As per IND AS requires such actuarial gain/loss to be charged to other comprehensive income. Accordingly Rs. 1,16,192 is recognised in other comprehensive income (OCI) for the year ended 31st March 2016.

6 Security Deposits

Under Indian GAAP, The Company had classified security deposit as Long term loans and advances. IND AS requires security deposits to be valued at Present value using discount rate and difference should be transferred to deferred rent expenses. The Company has recognised Rs. 4,09,247 as rent expenses for the period ended 31st March 2016. The Company has recognised Notional interest income of Rs. 3,76,072 on security deposit in profit and loss account. The Company has bifurcated security deposit amounting to Rs. 18,31,616 to prepaid lease Rs. 14,57,451 and balancing to profit and loss account.

7 Loans

Under Indian GAAP, the company had classified security deposit as loans and advances under current assets. IND AS requires loans and advances given to employee to be valued at present value using discount rate and difference should be transferred to deferred loan expenses. The company has reduced loan amount by Rs. 3,89,693 for the period ended 31st March 2016. The Company has recognised Notional interest income of Rs. 48,032 on Loans to employee and Notional interest expense of Rs. 23,561 in profit and loss account.

8 Convertible Preference Shares

The Company has issues Convertible redeemable preference shares. The preference shares carry fixed cumulative dividend which is non-discretionary. Under Indian GAAP, the preference shares were classified as equity. Under Ind AS, convertible preference shares are recognised in borrowings as liability components. Thus the preference share capital is reduced by Rs. 1,20,00,01,434



Exemptions applied

Ind AS 101 allows first-time adopters certain exemptions from the retrospective application of certain requirements under Ind AS. The Company has applied the following exemptions:

- 1) The Company has elected to apply previous GAAP carrying amount of its property, plant and equipments as deemed cost as on the 1st April, 2015.

45 Capital Management

For the purpose of Capital management, capital includes Equity share capital, convertible preference shares, share premium and all other equity reserves attributable to the equity holders of the parent.

Particulars	in Rs.		
	As at 31-Mar-2017	As at 31-Mar-2016	As at 1-Apr-2015
	INR	INR	INR
Borrowing other than Convertible Preferences shares	77,38,21,338	9,25,26,917	10,10,00,000
Trade Payables	13,57,88,472	14,79,48,760	16,19,55,934
Other Payables	1,37,46,395	2,88,36,237	99,73,028
Less: Cash and cash equivalents	(10,44,426)	(44,886)	(6,13,599)
Net Debt	92,23,11,779	26,92,67,028	27,23,15,363
Convertible Preferences shares	1,20,00,02,370	1,20,00,01,434	63,74,82,478
Equity	18,00,11,240	18,00,11,240	16,86,62,710
Total Capital	1,38,00,13,610	1,38,00,12,674	80,61,45,188
Capital and Net debt	2,30,23,25,389	1,64,92,79,702	1,07,84,60,551
Gearing Ratio	40%	16%	25%

46 Risk management framework:-**a. Governance framework**

The primary objective of the company's risk and financial management framework is to protect the company's shareholders from events that hinder the sustainable achievement of financial performance objectives, including failing to exploit opportunities. Key management recognises the critical importance of having efficient and effective risk management systems in place.

b. Approach to capital management

The company seeks to optimise the structure and sources of capital to ensure that it consistently maximises returns to the shareholders.

The primary source of capital used by the company is equity including CCPS and short term borrowing.

Available capital resources at 31 March 2017

Particulars	in Rs.		
	31-Mar-17	31-Mar-16	1-Apr-2015
Cumulative Convertible Preferences shares	1,20,00,02,370	1,20,00,01,434	63,74,82,478
Total equity	(1,80,03,90,831)	(1,22,45,14,000)	(61,84,70,853)
Borrowings	77,38,21,338	9,25,26,917	10,10,00,000
Total Capital	17,34,32,877	6,80,14,351	12,00,11,625

Financial risks**1. Liquidity risk**

Liquidity risk is the risk that an entity will encounter difficulty in meeting obligations associated with financial liabilities that are settled by delivering cash or another financial asset.

The Company's objective is to maintain a balance between continuity of funding and flexibility through the use of bank overdrafts, preference shares. The Company assessed the concentration of risk with respect to refinancing its debt and concluded it to be low. The Company manages its liquidity risk through temporary funding from its ultimate holding company and availing bank overdraft as and when require.

The table below summarises the maturity profile of the Company's financial liabilities based on contractual undiscounted payments.

Year ended 31-Mar-2017	in Rs.					
	On demand	Less than 3 months	3 to 12 months	1 to 5 years	> 5 years	Total
Borrowings (other than convertible preference shares)	77,38,21,338	-	-	-	-	77,38,21,338
Convertible preference shares	-	-	-	1,20,00,02,370	-	1,20,00,02,370
Other financial liabilities	-	1,37,46,395	-	-	-	1,37,46,395
Trade and other payables	-	13,57,88,472	-	-	-	13,57,88,472
	77,38,21,338	14,95,34,867	-	1,20,00,02,370	-	2,12,33,58,575



in Rs.						
Year ended 31-Mar-2016	On demand	Less than 3 months	3 to 12 months	1 to 5 years	> 5 years	Total
Borrowings (other than convertible preference shares)	9,25,26,917	-	-	-	-	9,25,26,917
Convertible preference shares	-	-	-	1,20,00,01,434	-	1,20,00,01,434
Other financial liabilities	-	2,88,36,237	-	-	-	2,88,36,237
Trade and other payables	-	14,79,48,760	-	-	-	14,79,48,760
	9,25,26,917	17,67,84,997	-	1,20,00,01,434	-	1,46,93,13,348

The table below summarises the maturity profile of the Company's financial Assets based on contractual undiscounted payments.

in Rs.						
Year ended 31-Mar-2017	On demand	Less than 3 months	3 to 12 months	1 to 5 years	> 5 years	Total
Loans	-	-	38,15,351	30,41,288	-	68,56,639
Trade Receivables	-	4,43,48,859	75,00,169	-	-	5,18,49,028
	-	4,43,48,859	1,13,15,520	30,41,288	-	5,87,05,667

in Rs.						
Year ended 31-Mar-2016	On demand	Less than 3 months	3 to 12 months	1 to 5 years	> 5 years	Total
Loans	-	-	7,77,656	48,48,652	-	56,26,308
Trade Receivables	-	2,27,26,005	46,28,613	-	-	2,73,54,618
	-	2,27,26,005	54,06,269	48,48,652	-	3,29,80,926

2.Operational risks

Operational risk is the risk of loss arising from system failure, human error, fraud or external events. When controls fail to perform, operational risks can cause damage to reputation, have legal or regulatory implications or can lead to financial loss. The Company cannot expect to eliminate all operational risks, but by initiating a rigorous control framework and by monitoring and responding to potential risks, the Company is able to manage the risks. Controls include effective segregation of duties, access controls, authorisation and reconciliation procedures, staff education and assessment processes, including the use of internal audit. Business risks such as changes in environment, technology and the industry are monitored through the Company's strategic planning and budgeting process. Internal control deficiency are reviewed by management and audit committee on periodic basis.

3.Credit risks

Credit risk is the risk that counterparty will not meet its obligations under a financial instrument or customer contract, leading to a financial loss. The Company is exposed to credit risk from its operating activities (primarily trade receivables).

Movement of provision for doubtful advances:-

Particulars	in Rs.		
	As at 31-Mar-2017	As at 31-Mar-2016	As at 1-Apr-2015
Opening Balances	16,09,370	10,39,370	-
Fresh provisions made	79,14,546	5,70,000	10,39,370
Provisions written back	-	-	-
Written off against bad debts	-	-	-
Closing Balances	95,23,916	16,09,370	10,39,370

Particulars	in Rs.		
	As at 31-Mar-2017	As at 31-Mar-2016	As at 1-Apr-2015
Trade Receivables	5,18,49,028	2,73,54,618	95,25,254
Provision made	79,14,546	5,70,000	16,09,370
% of Provision over Trade receivable	15%	2%	17%

Trade Receivable as at 31st March 2017:-

Particulars	in Rs.					
	0 - 30 Days	30 - 60 Days	60 - 90 Days	90 - 120 Days	More Than 120 Days	Total
Trade Receivables	3,52,46,051	35,55,245	55,47,563	46,77,693	28,22,476	5,18,49,028
Closing Balance	3,52,46,051	35,55,245	55,47,563	46,77,693	28,22,476	5,18,49,028



Trade Receivable as at 31st March 2016:-

Particulars						in Rs.
	0 - 30 Days	30 - 60 Days	60 - 90 Days	90 - 120 Days	More Than 120 Days	Total
Trade Receivables	1,67,56,283	35,88,123	23,81,599	10,35,080	35,93,533	2,73,54,618
Closing Balance	1,67,56,283	35,88,123	23,81,599	10,35,080	35,93,533	2,73,54,618

Trade Receivable as at 1st April 2015:-

Particulars						in Rs.
	0 - 30 Days	30 - 60 Days	60 - 90 Days	90 - 120 Days	More Than 120 Days	Total
Trade Receivables	38,29,024	22,70,374	20,21,356	-	14,04,500	95,25,254
Closing Balance	38,29,024	22,70,374	20,21,356	-	14,04,500	95,25,254

47 Specified Bank Notes

Details of Specified Bank Notes (SBN) held and transacted by the Company during the period from 8th November, 2016 to 30th December, 2016 as required by Notification dated 30th March 2017 issued by Ministry of Corporate Affairs :-

Particulars	SBNs	Other denomination Notes	Total
Closing Cash in hand as on 8.11.2016	-	-	-
Add: Permitted receipts	-	-	-
Less: Permitted payments	-	-	-
Less: amount deposited in Banks	-	-	-
Closing Cash in hand as on 30.12.2016	-	-	-

48 The Company has reclassified previous years figures to conform to this years classification.

As per our report of even date

For S R BATLIBOI & CO. LLP

ICAI Firm registration No-301003E/E300005
Chartered Accountants



per Shrawan Jalan

Partner

Membership No 102102

Place : Mumbai

Date: April 25,2017



For and on behalf of the Board of Directors of Aditya Birla Customer Services Limited
(Formerly Known as Aditya Birla Customer Services Private Limited)



Gaurav Zutshi

Director

DIN : 07504264



Ajay Srinivasan

Director

DIN : 00121181




Raghuvir Ajwani

Chief Finance Officer



Jaibind Kumar Sahu

Company Secretary

ADITYA BIRLA CUSTOMER SERVICES LIMITED
(FORMERLY KNOWN AS ADITYA BIRLA CUSTOMER SERVICES PRIVATE LTD)

Annexure 1 - Business Segments

Particulars	For the Year ended					For the Year ended				
	March 31, 2017 (Audited)					March 31, 2016 (Audited)				
	Transaction	Advertisement	Subscription	Payment Gateway	Total	Transaction	Advertisement	Subscription	Total	
Revenue	6,41,45,266	3,59,99,241	29,56,372	1,24,47,500	11,55,48,379	1,35,22,600	3,11,93,274	32,63,153	4,79,79,027	
Results										
Segment results	(36,67,22,524)	(11,80,85,601)	(1,07,55,613)	(4,04,15,674)	(53,59,79,412)	(32,28,23,849)	(33,57,92,134)	(5,40,22,090)	(71,26,38,073)	
Unallocated Income / (Expense)										
Finance cost					(4,17,29,489)				(50,07,095)	
Other Income including finance income					8,02,066				67,82,360	
Profit / (Loss) before tax					(57,69,06,835)				(71,08,62,808)	
Net Profit / (Loss)					(57,69,06,835)				(71,08,62,808)	
Assets										
Segment assets	9,47,42,017	5,31,70,576	43,66,537	1,83,84,853	17,06,63,983	4,13,65,774	69,30,241		12,87,17,675	
Unallocated assets					19,71,26,925				16,15,07,951	
Total assets	9,47,42,017	5,31,70,576	43,66,537	1,83,84,853	36,77,90,908	4,13,65,774	69,30,241		29,02,25,626	
Liabilities										
Segment liabilities	12,03,13,112	4,05,83,402	1,94,87,243	1,39,74,274	19,43,58,031	8,92,85,565	2,98,21,688		22,22,11,277	
Unallocated liabilities					1,97,38,23,707	-			1,29,25,28,349	
Total Liability	12,03,13,112	4,05,83,402	1,94,87,243	1,39,74,274	2,16,81,81,738	8,92,85,565	2,98,21,688		1,51,47,39,626	
Capital Employed										
Segment Asset - Segment Liability	(2,55,71,095)	1,25,87,174	(1,51,20,706)	44,10,579	(1,80,03,90,830)	(4,79,19,791)	(2,26,82,364)	(2,28,91,447)	(1,22,45,14,000)	



ADITYA BIRLA CUSTOMER SERVICES LIMITED
(FORMERLY KNOWN AS ADITYA BIRLA CUSTOMER SERVICES PRIVATE LTD)

Annexure 1 - Business Segments

Particulars	For the Year ended			Total
	Transaction	Advertisement	Subscription	
		April 1, 2015 (Audited)		
Assets				
Segment assets	1,87,97,975	6,40,10,419	15,06,371	8,43,14,765
Unallocated assets				24,04,77,123
Total assets	1,87,97,975	6,40,10,419	15,06,371	32,47,91,888
Liabilities				
Segment liabilities	5,55,31,000	11,92,09,141	3,00,40,122	20,47,80,263
Unallocated liabilities				73,84,82,478
Total Liability	5,55,31,000	11,92,09,141	3,00,40,122	94,32,62,741
Capital Employed				
Segment Asset - Segment Liability	(3,67,33,025)	(5,51,98,722)	(2,85,33,751)	(61,84,70,853)



ADITYA BIRLA CUSTOMER SERVICES LIMITED
(FORMERLY KNOWN AS ADITYA BIRLA CUSTOMER SERVICES PRIVATE LIMITED)

Annexure 2- RELATED PARTY DISCLOSURES

Name and relationship with the parties:-

Parties where control exist:

Ultimate Holding Company
Aditya Birla Nuvo Limited

Holding Company:-
Aditya Birla Financial Services Limited

Other related parties with whom the Company has entered into transactions during the year :

Fellow Subsidiaries:-

Aditya Birla Finance Limited
Aditya Birla Housing Finance Limited
Aditya Birla Capital Advisors Private Limited
Aditya Birla Commodities Broking Limited
Aditya Birla Trustee Company Private Limited
Aditya Birla Money Mart Limited
Aditya Birla Money Insurance Advisory Limited
Aditya Birla Money Limited
Aditya Birla Insurance Brokerage Limited
Birla Sunlife Insurance Company Limited
Aditya Birla Financial Shared Services Limited
Aditya Birla Health Insurance Company Limited

Joint Ventures/Associates:-

Birla Sun Life Asset Management Company Limited
Birla Sun Life Trustee Company Private Limited
Idea Cellular Limited

Key Management Personnel

Raghuvir Ajwani - Manager and Chief Finance Officer - (01.04.16 - 31.03.17)
Jaibind Kumar Sahu - Company Secretary - (04.05.16 - 31.03.17)

The following inter company transactions and balance with holding companies and subsidiaries are included in the above figures under respective heads:-
Figures of the previous periods have been regrouped/ rearranged wherever necessary.

(Amount in Rs.)

	Particulars	Year Ended 31st March, 2017	Year Ended 31st March, 2016	Year Ended 1st April, 2015
1	Income			
	Aditya Birla Finance Limited- (Wealth Division) - Transaction Revenue	3,12,93,021	1,34,23,200	
	Aditya Birla Finance Limited- (Wealth Division) - Advertisement Revenue		12,00,000	
	Aditya Birla Housing Finance Limited - Advertisement Revenue - (Excluding Service Tax of Rs. 61,800/-)			
	Aditya Birla Housing Finance Limited - Transaction Home Leads Revenue - (Excluding Service Tax of Rs. 3,376/-)	22,500	-	
	Aditya Birla Money Limited - Transaction Revenue - Equity Broking Commission (Excluding Service Tax of Rs.3,12,174/-)	20,95,521	19,97,566	
	Aditya Birla Money Limited - Subscription of online trading a/c pack (Excluding Service Tax of Rs.13,896/-)	-	95,837	
	Aditya Birla Money Insurance Advisory Services Limited - Transaction Revenue - Health Insurance Brokerage	-	22,236	
	Aditya Birla Commodities Broking Limited - Transaction Revenue - Commodity Broking (Excluding Service Tax of Rs. 4,379/-)	29,375	48,011	
	Birla Sun Life Insurance Company Limited -Advertisement Revenue	34,00,000	5,00,000	
	Aditya Birla Financial Services Limited-ABFSG B2B Payment Gateway			
	Aditya Birla Health Insurance Limited-Advertisement Revenue - (Excluding Service Tax of Rs. 2,25,000/-)	15,00,000	-	
	Birla Sun Life Asset Management Company Limited - Advertisement Revenue - (Excluding Service Tax of Rs. 3,00,000/-)	20,00,000	-	
	Aditya Birla Financial Shared Services Limited -ABFSG B2B Payment Gateway	1,24,47,500	-	
2	Recovery of Expense			
	Aditya Birla Money Limited - Recovery of expense - Rent Sharing office premises (Excluding Service Tax of Rs.5,92,209/-)	39,76,074	38,35,596	
	Aditya Birla Money Insurance Advisory Services Limited - Recovery of expense - Transfer of Gratuity	1,844	-	
	Aditya Birla Money Insurance Advisory Services Limited - Recovery of expense - Transfer of Leave Encashment	4,998	-	
	Aditya Birla Money Limited - Currency Future brokerage	36,093	12,350	
	Aditya Birla Money Limited - Electricity Sharing office premises	4,10,070	-	



Particulars	Year Ended 31st March, 2017	Year Ended 31st March, 2016	Year Ended 1st April, 2015
Aditya Birla Finance Limited- (Wealth Division) - Recovery of expense - Rent Sharing office premises (Excluding Service Tax of Rs.1,05,179/-)	7,01,184	-	-
Aditya Birla Finance Limited- (Wealth Division) - Recovery of expense - Electricity Sharing office premises	87,730	-	-
Aditya Birla Money Limited - Recovery of expense - Transfer of Gratuity	-	1,79,207	-
Aditya Birla Money Limited - Recovery of expense - Transfer of Leave Encashment	-	1,19,838	-
Aditya Birla Finance Limited- (Wealth Division) - Recovery of expense - Transfer of Leave Encashment/Gratuity/Medical	3,78,300	2,23,215	-
Aditya Birla Money Insurance Advisory Services Limited - Recovery of expense - Transfer of Assets	-	-	-
Aditya Birla Finance Limited- (Wealth Division) - Recovery of expense - Transfer of Employee (Incentive Payable, Excluding Service Tax Rs. 1,76,342- Including SBC Rs. 5,878/-)	11,75,611	-	-
Aditya Birla Finance Limited- (Wealth Division) - Recovery of expense - (Other Expense - Maintaince Hardware, Excluding Service Tax Rs. 1,736/- and Including SBC Rs. 60/-)	12,034	-	-
Aditya Birla Money Limited - Recovery of expense - Office Maintenance Security (Exclusive S. Tax Rs. 55,891/-)	3,72,612	-	-
Aditya Birla Money Limited - Recovery of expense - KRA Service Recovery	6,06,491	-	-
Aditya Birla Money Limited - Recovery of expense - Transfer of Employee (Incentive Payable, Excluding Service Tax Rs. 41,848 /-)	2,78,992	-	-
Aditya Birla Money Limited - Recovery of expense - (Other Expense - Transaction Charges)	13,800	-	-
Aditya Birla Health Insurance Limited-Employee Group Medclaim -Deposit -GMC	53,75,415	-	-
3 Expenses			
Aditya Birla Nuvo Limited - Interest on ICD	3,27,36,184	49,50,655	-
Aditya Birla Finance Limited- (Wealth Division) - Advertisement Expenses (Excluding Service Tax of Rs. 7,43,820/- & Inclusive SBC Rs. 22,000/-)	-	53,35,000	-
Aditya Birla Money Mart Limited - Referral Fees (Excluding Service Tax of Rs.989/-)	-	-	-
Birla Sun Life Asset Management Company Limited - Interest on ICD (Net of Service Tax)	-	-	-
- Reimbursement of Expenses			
Aditya Birla Finance Limited- (Wealth Division) (Reimbursement of Salary Expenses) - (Excluding Service Tax of Rs.2,89,557)	-	-	-
Aditya Birla Finance Limited- (Wealth Division) (Training and Development Expenses Recovery) (Excluding Service Tax of Rs. 1,0,6,152/-)	-	-	-
Aditya Birla Finance Limited- (Wealth Division) (Soft Furnishing Loan Transfer Employee)	-	-	-
Aditya Birla Finance Limited- (Wealth Division)-(Telephone/Data Card exp-Call centre Thane) (Excluding Service tax Rs.923/- & inclusive SBC tax Rs. 32 /-)	6,398	7,97,842	-
Aditya Birla Finance Limited- (wealth division) - recovery of expense - transfer of tangible Asset	5,42,062	-	-
Aditya Birla Money Insurance Advisory Services Limited -Transfer of Tangible Asset	4,338	-	-
Aditya Birla Financial Shared Services Limited -Other & Prepaid- (Other payment - Support Charges-Software/License reimbursement (Inclusive SBC Rs. 69,611/-)	59,66,190	68,10,603	-
Aditya Birla Financial Shared Services Limited-Employee PF & Gratuity Contribution to Fund	8,56,244	87,938	-
Aditya Birla Financial Shared Services Limited (Salary payment)	71,69,801	15,47,609	-
Aditya Birla Financial Shared Services Limited -Other Comprehensive Income	4,31,910	-	-
Aditya Birla Financial Services Limited -Reimbursement of Salary of Functional Support (Excluding Service Tax of Rs.25,10,029/-)	-	1,74,04,513	-
Aditya Birla Financial Services Limited-Reimbursement of Contribution to fund	-	3,72,126	-
Aditya Birla Financial Services Limited-Reimbursement of Gratuity	-	1,36,443	-
Aditya Birla Financial Services Limited-Reimbursement of Employers Cont. Superannuation	-	2,72,892	-
Aditya Birla Financial Services Limited -Reimbursement- Other for Functional Support - (Excluding Service Tax of Rs. 6,06,758/- & inclusive SBC Tax Rs. 35,897/-)	-	43,64,941	-
Aditya Birla Financial Services Limited-Reimbursement of Depreciation	-	79,666	-
Aditya Birla Money Limited - Reimbursement of Support Charges - Software/ License (Excluding Service Tax of Rs. 49,906/ Inclusive SBC Rs. 1,753/-)	3,51,977	9,01,875	-
Aditya Birla Money Limited - Reimbursement of Salary of Training Development Team (Excluding Service Tax of Rs. 73,634/-)	-	5,41,828	-
Aditya Birla Money Limited - Reimbursement of Salary of Business Support-CMO & CPU Team (Exclusive S.tax Rs. 3,09,997/- Inclusive SBC Rs. 10,777/-)	21,64,917	34,33,794	-
Aditya Birla Money Limited - Reimbursement of Rent sharing -Hyderabad Branch (Excluding Service Tax of Rs. 3,780/- Inclusive SBC Rs. 135/-)	27,135	1,69,594	-
Birla Sun Life Insurance Company Limited - Reimbursement (Rent-Space Sharing-Delhi) (Excluding Service Tax of Rs.41,189/- Inclusive SBC Tax Rs.1,456/-)	2,92,399	2,67,800	-



	Particulars	Year Ended 31st March, 2017	Year Ended 31st March, 2016	Year Ended 1st April, 2015
	Aditya Birla Financial Services Limited-Reimbursement of Business Support Expense (Excluding Service Tax of Rs.8,443/- Inclusive SBC Tax Rs.291/-)	58,515	-	-
	Aditya Birla Money Limited - Reimbursement of Expense - Transfer of Employee (Incentive Payable, Excluding Service Tax Rs. 30,094 /- Inclusive SBC Tax Rs.1038/-)	2,08,579	-	-
	Aditya Birla Finance Limited- (Wealth Division) - Reimbursement of expense - Transfer of Employee (Incentive Payable, Excluding Service Tax Rs. 29,548/-- Including SBC Rs. 1,019/-)	2,04,799	-	-
4	Other Transactions			
	- Issue of Inter Company Deposit by Aditya Birla Nuvo Limited	60,76,00,000	-	-
	- Aditya Birla Finance Limited- (Wealth Division) -Lease Security deposit transfer Goragoan office premises	24,97,440	-	-
	ICD repay during the year			
	- Repayment of Inter Company Deposits to Aditya Birla Nuvo Limited	60,76,00,000	10,10,00,000	-
	- Repayment of Inter Company Deposits to Birla Sun Life Asset Management Company Limited	-	-	-
5	Outstanding Balances			
	a) Receivables			
	Aditya Birla Money Insurance Advisory Services Limited - Recovery of expense - Gratuity/Leave Encashment on transfer of employee	-	-	2,70,034
	Aditya Birla Housing Finance Limited - (Advertisement - Trade Receivable)	-	5,51,800	5,51,800
	Aditya Birla Finance Limited- (Wealth Division) - (Receivable for Other Expenses)	1,90,08,619	1,10,81,804	4,15,403
	Aditya Birla Commodities Broking Limited-(Transaction Revenue - Commodity Broking Trade Receivable)	30,816	-	-
	Aditya Birla Money Limited - Recovery of Expenses Reimbursement & Receivable for Broking Income	9,44,375	2,14,179	-
	Aditya Birla Money Limited - (Advance to Vendors)	-	3,41,519	-
	Birla Sun Life Insurance Company Limited - (Trade Receivable)	-	5,62,500	-
	Aditya Birla Financial Shared Services Limited - (Receivable for Other Expenses)	12,580	-	-
	Aditya Birla Financial Shared Services Limited - (Trade Receivable)	64,74,996	-	-
	Aditya Birla Health Insurance Company Limited-(Trade Receivable)	17,25,000	-	-
	Aditya Birla Health Insurance Company Limited-Group Mediclaim -Deposit -GMC	53,75,415	-	-
	Birla Sun Life Asset Management Company Limited -(Trade Receivable)	21,00,000	-	-
	ABC SL Employee Trust -Corpus Fund	10,000	10,000	-
	b) Payables			
	Aditya Birla Nuvo Limited - Inter Corporate Deposit - (Short Term)	-	-	10,10,00,000
	Aditya Birla Nuvo Limited - Interest on ICD (Net of TDS)	-	-	-
	Aditya Birla Finance Limited- (Wealth Division) - Short Term transaction revenue	5,67,751	5,54,136	-
	Aditya Birla Finance Limited- (Wealth Division) - Long Term transaction revenue	1,98,569	7,55,442	-
	Aditya Birla Financial Shared Services Limited (Payable for Other Expenses)	-	9,41,927	1,13,199
	Aditya Birla Money Limited - Expenses Reimbursement (Payable for Other Expenses)	-	-	67,710
	Aditya Birla Commodities Broking Limited-(Transaction Revenue - Commodity Broking Trade Payable)	-	16,389	-
	Aditya Birla Financial Services Limited -Reimbursement of Salary & Other of Functional Support - ABFSG team	74,83,315	1,61,82,144	15,73,040
6	Long-term borrowings			
	Aditya Birla Financial Services Limited - Compulsory Convertible Preference Shares	59,99,99,998	59,99,99,998	28,74,82,500
7	Equity held by the Company			
	Aditya Birla Financial Services Limited - Equity Share Capital	71,10,98,369	71,10,98,369	71,10,98,369
	ABC SL Employee Welfare Trust - Equity Share Capital	10,10,01,917	10,10,01,917	-

Particulars	Year Ended 31st March, 2017	Year Ended 31st March, 2016
Salary, Allowances and Others	27,73,231	81,07,415
Contribution to Provident and Other Funds	1,97,841	2,98,926
Director Sitting Fees	5,45,000	6,25,000
Total	35,16,072	90,31,341

The Remuneration to Key Management Personnel does not include Provision for Gratuity and Leave Encashment as they are determined on an actuarial basis for the company as a whole.

* Swatchh Bharat Cess (SBC)

